



End of Day Summary – 2/26/2026

Intraday News • February 26, 2026

Edited by Kristen Radosh & Kylie Leverenz

US Treasuries

- UST 10s on Thursday closed at **4.01%**, the [lowest level since November 28, 2025](#)
- 1st weekly resist at **4.015% / 4.03%**
 - 2nd weekly resist at **3.97% / 3.985%** **90%**to hold on the week
- --> 1st monthly resist at **4.12% / 4.14%** this zone has held for last 11 months
- --> 2nd monthly resist at **4.03% / 4.055%**
- 1st weekly support at **4.12% / 4.135%**
 - 2nd weekly support at **4.175% / 4.19%**
- **Fed's Miran:** [Says Four Cuts Are Appropriate This Year](#)

Conference Call **tomorrow, Friday**, February 27, 2026, Featuring **Jim Bianco**

BIANCO | RESEARCH
AN ARBOR RESEARCH & TRADING, LLC AFFILIATE

Chaos and Uncertainty!

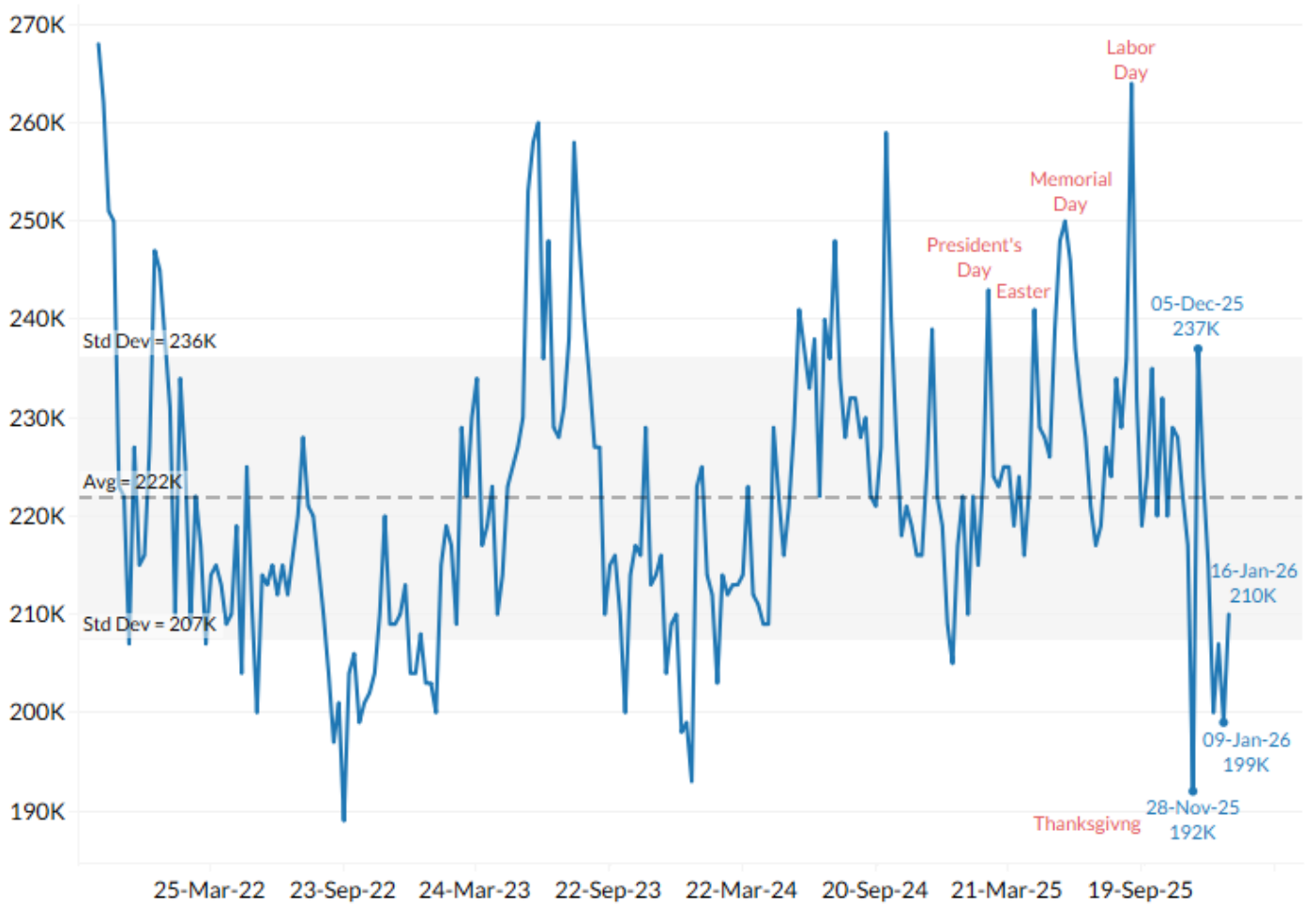
Friday, February 27, at 9:00 AM CT (10:00 AM ET, 7:00 AM PT, and 15:00 BST) Bianco Research, in conjunction with Arbor Research & Trading, will be hosting a webinar/teleconference moderated by Jim Bianco.

If you ask a strategist or an economist to describe the economy, the words "chaos" and "uncertainty" get evoked. Yet measures of volatility in the bond and stock markets are relatively low. The stock market is less than 2% from its all-time high, the U.S. 10-year yield is trending sideways, and the economy grew at a very average 2.2% in 2025. At first blush, it appears there is no chaos or uncertainty. However, beneath the surface, a major change is underway.

[Click Here to Register](#)

Intraday Commentary From Jim Bianco

Weekly Initial Claims



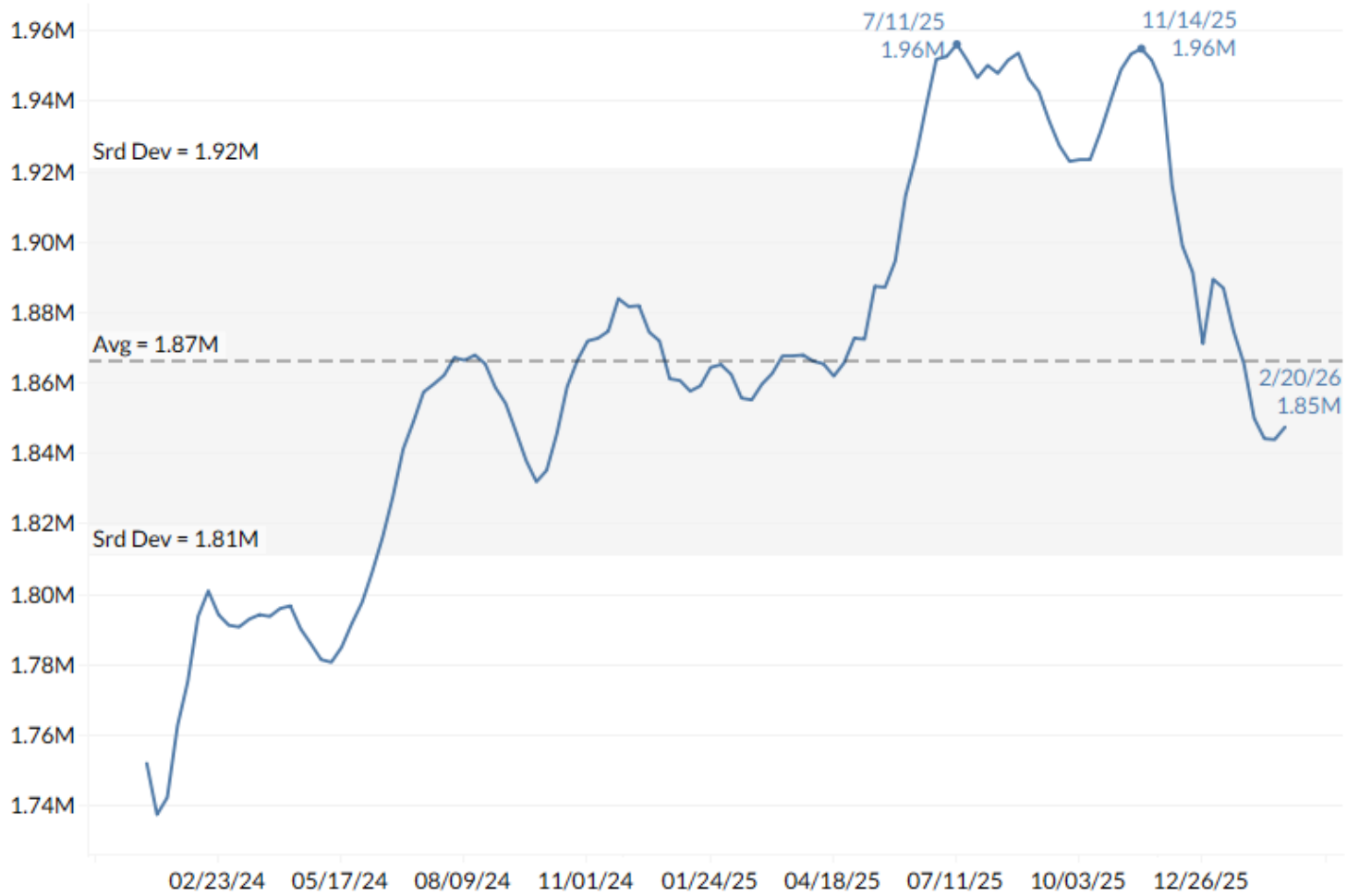
Data Source: Bureau of Labor Statistics

© 2026 Bianco Research, L.L.C.

Again, I'm old enough to remember when these charts would signal they labor market was in good shape.

Continuing Jobless Claims

4-Week Average



Oil slumped on a potential deal with Iran. J-shooting higher on an impasse for a deal.

CLJ6 Comdty



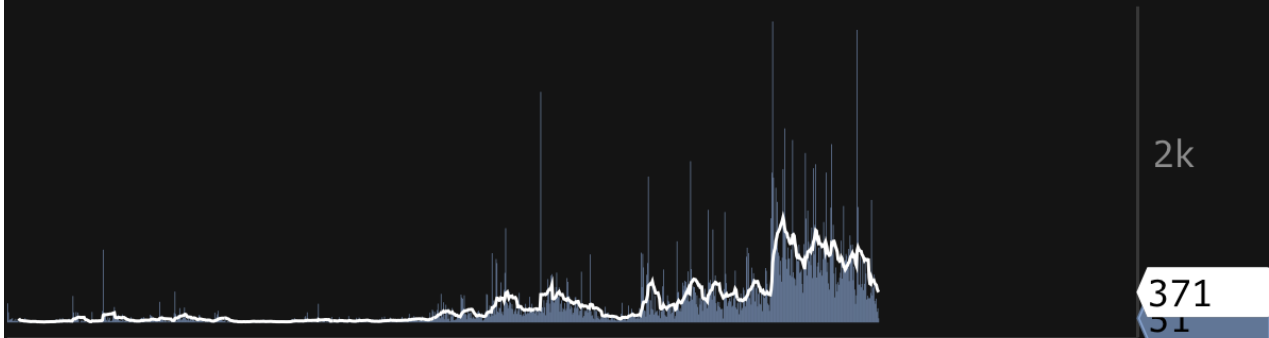
66.48 1.06 1.62% At 11:13:03

Price Chart 1D 02/25 17:00 - 02/26 16:00 Period: 1m

Close on 2/25 65.42 Change 1.06 (1.62%)
High at 10:29 66.71 Low at 07:17 63.60



Volume 51 SMA(15) 371



21:00 01:00 05:00 09:00 13:00

02/26/26

In the News

OilPrice: [\\$5 Billion Pipeline Deal Could Be Coming to the Gulf Coast](#)

ZeroHedge: ["Breakneck Production Growth": Exxon Leverages Guyana Boom In Global Oil Talks](#)

Freightwaves: [This Canadian port saw containers increase 175% in four years](#)

CNBC: [State Farm announces \\$5 billion dividend; \\$100 average refund coming to car insurance customers](#)

Upcoming US Treasury Supply

Issue		Announced	Amount	Auction Date	Settle	Last Auction & Amount
3-Year Note		Thurs 3/05		Tues 3/10	Mon 3/16	\$58 billion (2/10/2026)
10-Year Note	R	Thurs 3/05		Wed 3/11	Mon 3/16	\$42 billion (2/11/2026)
30-Year Bond	R	Thurs 3/05		Thurs 3/12	Mon 3/16	\$25 billion (2/12/2026)
20-Year Bond	R	Thurs 3/12		Tues 3/17	Tues 3/31	\$16 billion (2/18/2026)
10-Year TIPS	R T	Thurs 3/12		Thurs 3/19	Tues 3/31	\$21 billion (1/22/2026)

Tentative Schedule of Treasury Buyback Operations

Issue		Announced	Amount	Date of Operation	Settle
Nominal Coupons 3Y to 5Y		3/3/2026	\$4 billion	3/4/2026	3/5/2026
Nominal Coupons 10Y to 20Y		3/4/2026	\$2 billion	3/5/2026	3/6/2026
Nominal Coupons 1Mo to 2Y		3/9/2026	\$15 billion	3/10/2026	3/11/2026
Nominal Coupons 7Y to 10Y		3/11/2026	\$4 billion	3/12/2026	3/13/2026
Nominal Coupons 1Mo to 2Y		3/16/2026	\$15 billion	3/17/2026	3/18/2026
Nominal Coupon 20Y to 30Y		3/18/2026	\$2 billion	3/19/2026	3/20/2026
TIPS 10Y to 30Y		3/24/2026	\$500 million	3/25/2026	3/26/2026
Nominal Coupons 10Y to 20Y		3/25/2026	\$2 billion	3/26/2026	3/27/2026
Nominal Coupons 1Mo to 2Y		3/31/2026	\$15 billion	4/1/2026	4/2/2026
Nominal Coupons 20Y to 30Y		4/8/2026	\$2 billion	4/9/2026	4/10/2026
Nominal Coupons 10Y to 20Y		4/14/2026	\$2 billion	4/15/2026	4/17/2026
Nominal Coupons 1Mo to 2Y		4/15/2026	\$15 billion	4/16/2026	4/17/2026
Nominal Coupons 1Mo to 2Y		4/21/2026	\$15 billion	4/22/2026	4/23/2026
Nominal Coupons 2Y to 3Y		4/22/2026	\$4 billion	4/23/2026	4/24/2026
Nominal Coupons 20Y to 30Y		4/27/2026	\$2 billion	4/28/2026	4/29/2026
Nominal Coupons 10Y to 20Y		5/5/2026	\$2 billion	5/6/2026	5/7/2026
Nominal Coupons 1Mo to 2Y		5/6/2026	\$4 billion	5/7/2026	5/8/2026
TIPS 1Y to 10Y		5/12/2026	\$750 million	5/13/2026	5/14/2026

Upcoming Economic Releases & Fed Speak

- 2/27/2026 at 08:30am EST: PPI Final Demand MoM and YoY/ PPI Ex Food and Energy MoM and YoY
- 2/27/2026 at 08:30am EST: PPI Ex Food, Energy Trade MoM and YoY, PPI Final Demand MoM and YoY
- 2/27/2026 at 09:45am EST: MNI Chicago PMI
- 2/27/2026 at 10:00am EST: Census Releases Nov and Dec. Construction Spending Data
- 2/27/2026 at 10:00am EST: Construction Spending MoM
- 2/27/2026 at 11:00am EST: Kansas City Fed Services Activity
- 3/02/2026 at 09:45am EST: S&P Global US Manufacturing PMI
- 3/02/2026 at 10:00am EST: ISM Manufacturing / Prices Paid / New Orders / Employment
- 3/03/2026: Wards Total Vehicle Sales
- 3/03/2026 at 09:55am EST: **Fed Williams Gives Keynote Remarks**
- 3/03/2026 at 11:55am EST: **Fed Kashkari Speaks at 2026 Bloomberg Invest Conference**
- 3/04/2026 at 07:00am EST: MBA Mortgage Applications
- 3/04/2026 at 08:15am EST: ADP Employment Change
- 3/04/2026 at 09:45am EST: S&P Global US Services PMI / S&P Global US Composite PMI
- 3/04/2026 at 10:00am EST: ISM Services Index / ISM Services Prices Paid
- 3/04/2026 at 10:00am EST: ISM Services New Orders / ISM Services Employment
- 3/04/2026 at 02:00pm EST: **Fed Releases Beige Book**
- 3/05/2026 at 07:30am EST: Challenger Job Cuts YoY / Total
- 3/05/2026 at 08:30am EST: Import Price Index MoM and YoY / ex Petroleum
- 3/05/2026 at 08:30am EST: Export Price Index MoM and YoY
- 3/05/2026 at 08:30am EST: Nonfarm Productivity / Unit Labor Costs
- 3/05/2026 at 08:30am EST: Initial Jobless Claims / 4-Wk Moving Avg / Continuing Claims

Upcoming Earnings Releases for Friday, February 27, 2026

Noteworthy Before-the-Open Earnings Releases

Company	Symbol	Earnings estimate
Alpha Metallurgical Resources	AMR	-\$1.01 per share
ANI Pharma	ANIP	1.99
BrightSpring Health Services	BTSG	0.35
Calumet Specialty Products	CLMT	-0.40
Delek US Holdings	DK	-0.19
Gogo	GOGO	0.02
Northwest Natural	NWN	1.36
Sunstone Hotel	SHO	0.18