



## End of Day Summary – 3/11/2026

Intraday News • March 11, 2026

Edited by Kristen Radosh & Kylie Leverenz

---

### US Treasuries

- UST 10s on Wednesday closed at **4.21%**.
  
- 1st weekly support at **4.23% / 4.25%**                      **50%** to hold on the week
  - 2nd weekly support at **4.38% / 4.395%**
- --> 1st monthly support at **4.065% / 4.09%**                      [this has held for 2 months]
- --> 2nd monthly support at **4.14% / 4.16%**
  
- 1st weekly resist at **4.04% / 4.07%**                      **90%** to hold on the week
  - 2nd weekly resist at **3.96% / 3.98%**                      **90%** to hold on the week
- --> 1st monthly resist at **3.83% / 3.855%**

**On Deck:** Tomorrow, Thursday, 3/12/26: **\$22 billion UST 30y Bond Auction**

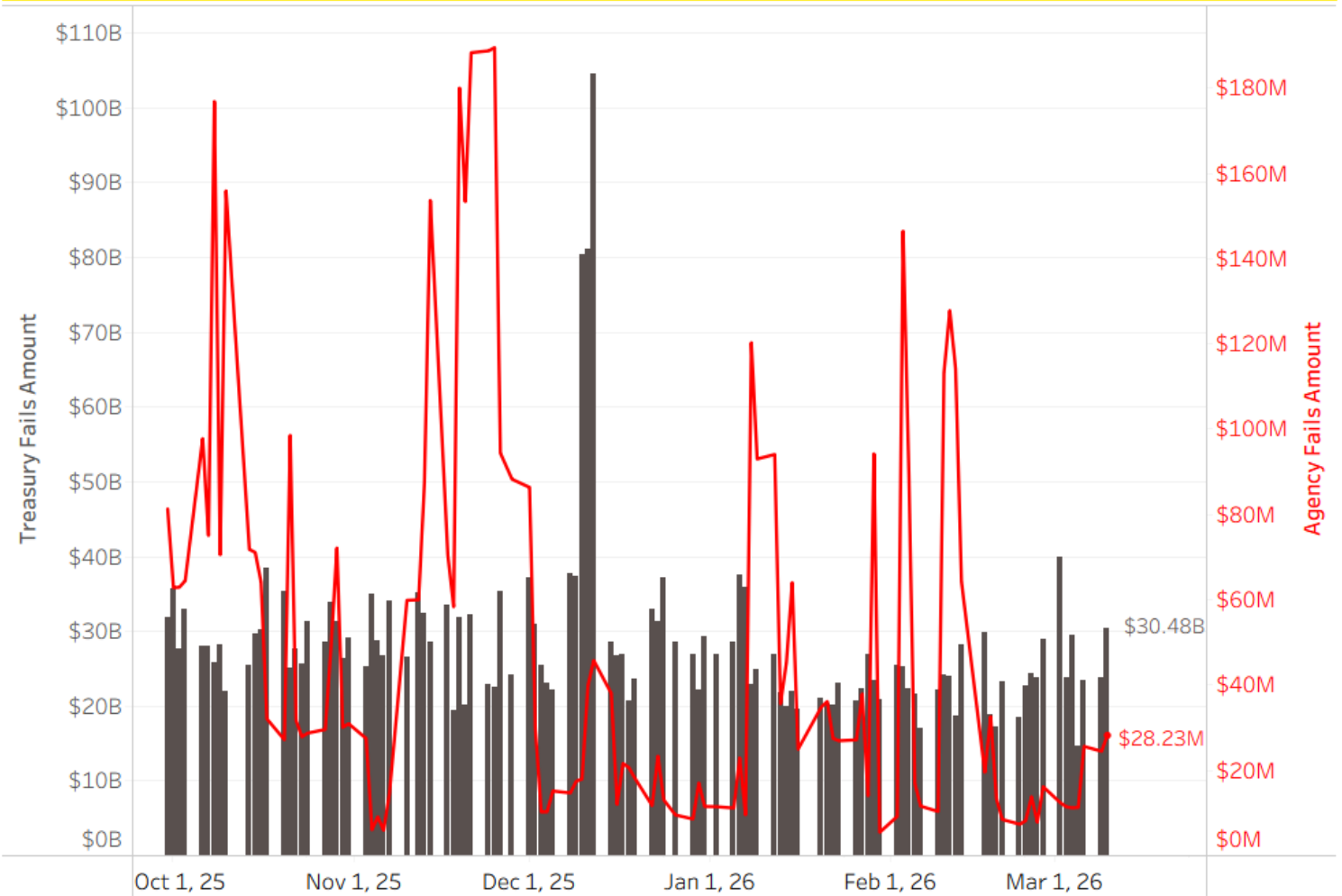
---

# US Treasury Trade Fails

As of 3/10/2026, **U.S. Treasury Fails** were **\$30.48 billion** and **U.S. Agency Fails** were **\$28.23 million**.

## Daily Total U.S. Treasury and Agency Fails

From 9/30/2025 to 3/10/2026



Data Source: DTCC (DTCC Fixed Income Clearing Corporation)

© 2026 Arbor Research & Trading, LLC. All Rights Reserved  
datascience.arborresearch.com

# Intraday Commentary From Jim Bianco

## Daily National Average Gasoline Prices Regular Unleaded

As Surveyed by the AAA Motor Club

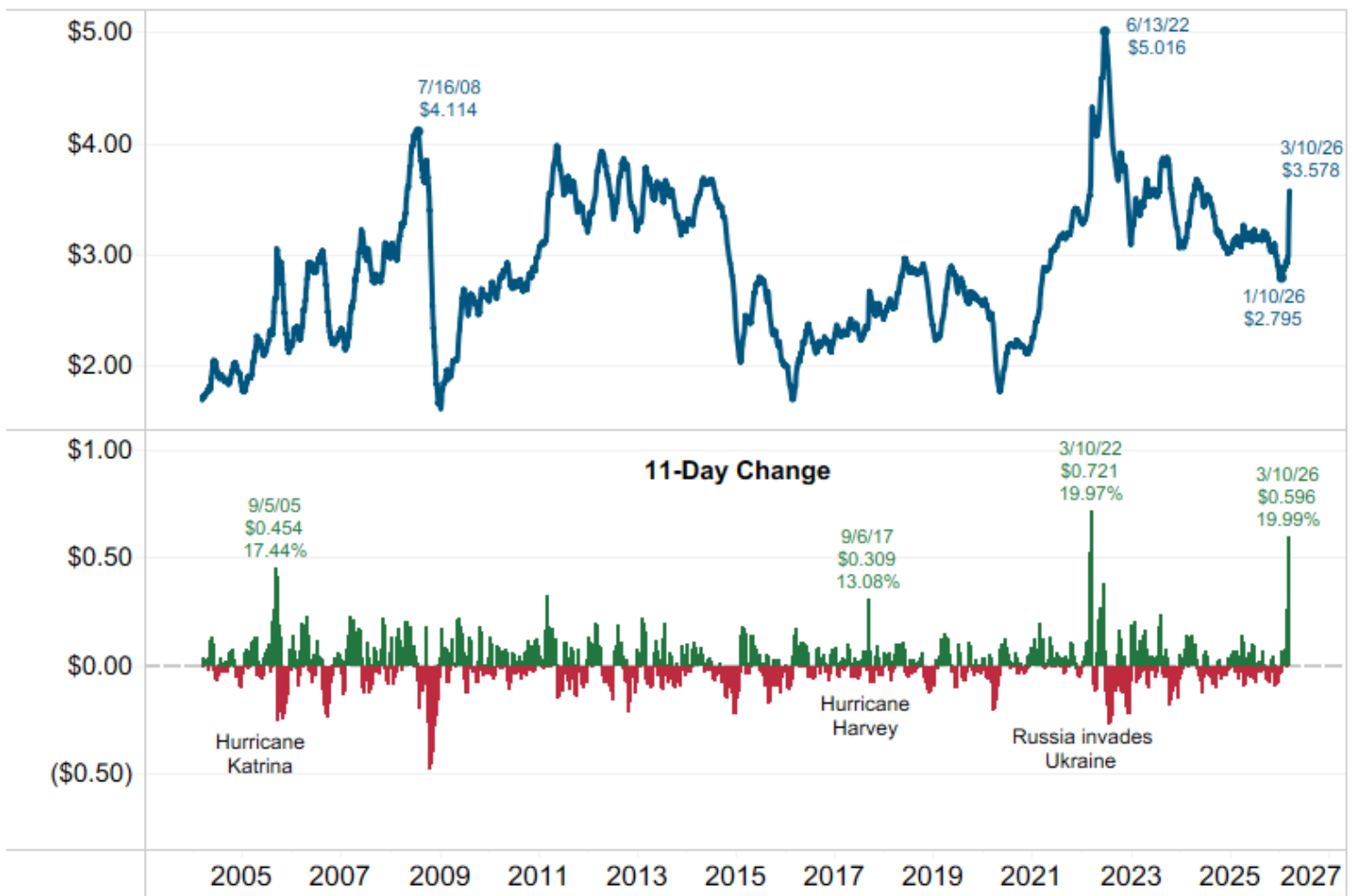


Data Source: Bloomberg, American Automobile Association (AAA)

© 2026 Bianco Research, L.L.C.

The War started on February 28. March 10 is day 11. The national average of gas prices is up 20%.

## The Daily National Average Gasoline Prices Regular Unleaded



Data Source: Bloomberg, American Automobile Association (AAA)

© 2026 Bianco Research, L.L.C.

The Cleveland Fed nowcast has March CPI at 0.47%, Y/Y at 2.87%.

These numbers will only keep increasing with higher gas prices.

INFLATION, MONTH-OVER-MONTH PERCENT CHANGE

| Month         | CPI  | Core CPI | PCE  | Core PCE | Updated |
|---------------|------|----------|------|----------|---------|
| March 2026    | 0.47 | 0.20     | 0.37 | 0.22     | 03/11   |
| February 2026 |      |          | 0.25 | 0.23     | 03/11   |
| January 2026  |      |          | 0.20 | 0.27     | 03/11   |

Note: If the cell is blank, it implies that the actual data corresponding to the month for that inflation measure have already been released.

INFLATION, YEAR-OVER-YEAR PERCENT CHANGE

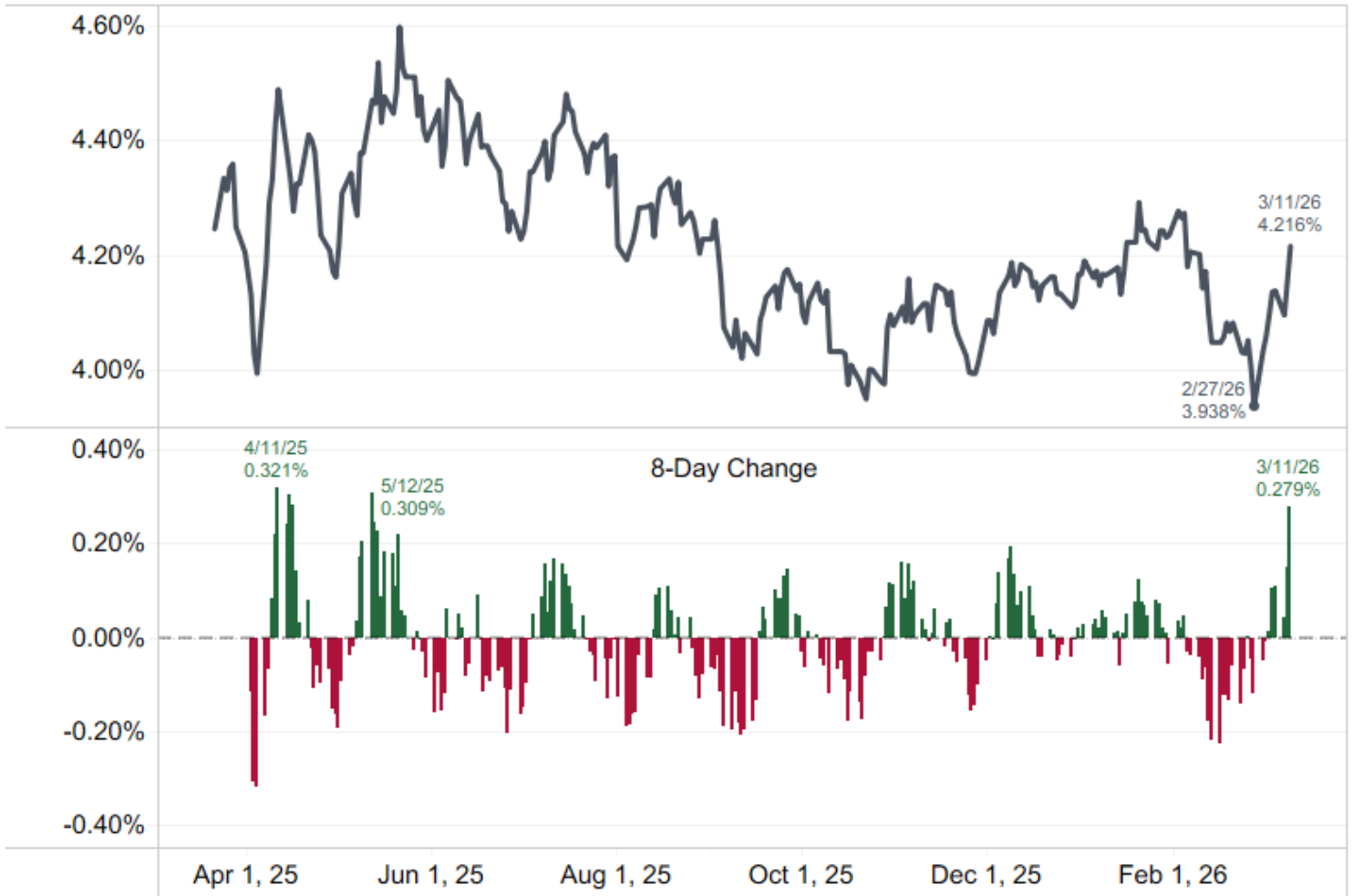
| Month         | CPI  | Core CPI | PCE  | Core PCE | Updated |
|---------------|------|----------|------|----------|---------|
| March 2026    | 2.87 | 2.60     | 2.96 | 2.86     | 03/11   |
| February 2026 |      |          | 2.60 | 2.73     | 03/11   |
| January 2026  |      |          | 2.75 | 2.95     | 03/11   |

Note: If the cell is blank, it implies that the actual data corresponding to the month for that inflation measure have already been released.

---

The 10-year is now up 28 bps since the War began (8 trading days).

# US 10-Year Yield

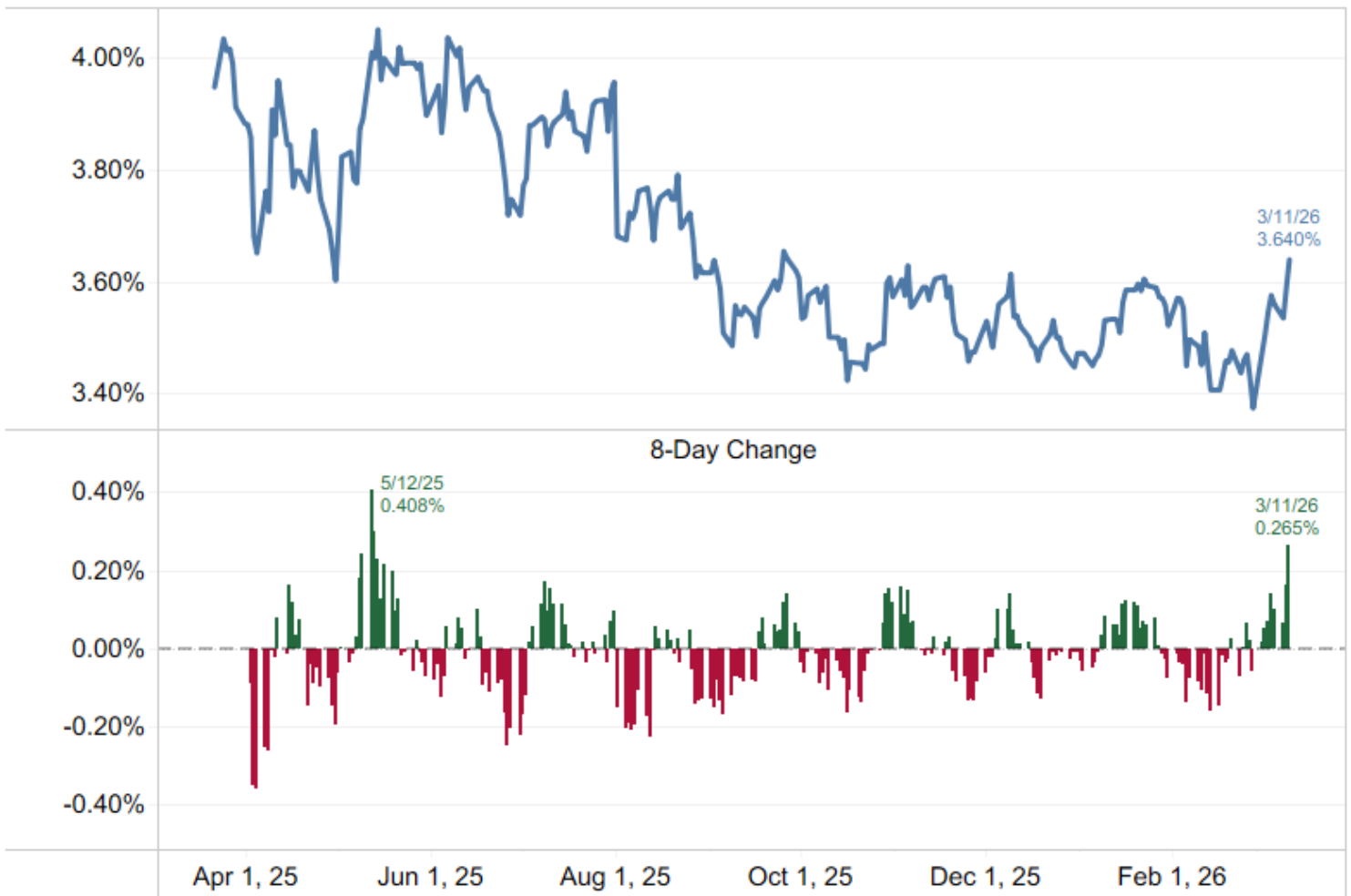


Source: Bloomberg

© 2026 Bianco Research, L.L.C.

The 2-year yield, a proxy for Fed policy, is up 26.5 bps since the war began.

## US 2-Year Yield



Source: Bloomberg

© 2026 Bianco Research, L.L.C.

---

## In the News

[Bloomberg: Trump to Invoke Emergency Law for Offshore Oil Producer Sable](#)

[OilPrice: Central Banks Scramble as War Drives Up Inflation Expectations](#)

[SupplyChainBrain: China's Cosco Halts Panama Port Operations as Tensions Rise](#)

[MarketMinute: The Great Beef Squeeze: Why Cattle Prices Are Hitting Historic Highs in 2026](#)

---

## Upcoming US Treasury Supply

| Issue        |     | Announced  | Amount       | Auction Date | Settle    | Last Auction & Amount    |
|--------------|-----|------------|--------------|--------------|-----------|--------------------------|
| 30-Year Bond | R   | Thurs 3/05 | \$22 billion | Thurs 3/12   | Mon 3/16  | \$25 billion (2/12/2026) |
| 20-Year Bond | R   | Thurs 3/12 |              | Tues 3/17    | Tues 3/31 | \$16 billion (2/18/2026) |
| 10-Year TIPS | R T | Thurs 3/12 |              | Thurs 3/19   | Tues 3/31 | \$21 billion (1/22/2026) |
| 2-Year Note  |     | Thurs 3/19 |              | Tues 3/24    | Tues 3/31 | \$69 billion (2/24/2026) |
| 5-Year Note  |     | Thurs 3/19 |              | Wed 3/25     | Tues 3/31 | \$70 billion (2/25/2026) |
| 7-Year Note  |     | Thurs 3/19 |              | Thurs 3/26   | Tues 3/31 | \$44 billion (2/27/2026) |

## Tentative Schedule of Treasury Buyback Operations

| Issue                      |  | Announced | Amount        | Date of Operation | Settle    |
|----------------------------|--|-----------|---------------|-------------------|-----------|
| Nominal Coupons 1Mo to 2Y  |  | 3/16/2026 | \$15 billion  | 3/17/2026         | 3/18/2026 |
| Nominal Coupon 20Y to 30Y  |  | 3/18/2026 | \$2 billion   | 3/19/2026         | 3/20/2026 |
| TIPS 10Y to 30Y            |  | 3/24/2026 | \$500 million | 3/25/2026         | 3/26/2026 |
| Nominal Coupons 10Y to 20Y |  | 3/25/2026 | \$2 billion   | 3/26/2026         | 3/27/2026 |
| Nominal Coupons 1Mo to 2Y  |  | 3/31/2026 | \$15 billion  | 4/1/2026          | 4/2/2026  |
| Nominal Coupons 20Y to 30Y |  | 4/8/2026  | \$2 billion   | 4/9/2026          | 4/10/2026 |
| Nominal Coupons 10Y to 20Y |  | 4/14/2026 | \$2 billion   | 4/15/2026         | 4/17/2026 |
| Nominal Coupons 1Mo to 2Y  |  | 4/15/2026 | \$15 billion  | 4/16/2026         | 4/17/2026 |
| Nominal Coupons 1Mo to 2Y  |  | 4/21/2026 | \$15 billion  | 4/22/2026         | 4/23/2026 |
| Nominal Coupons 2Y to 3Y   |  | 4/22/2026 | \$4 billion   | 4/23/2026         | 4/24/2026 |
| Nominal Coupons 20Y to 30Y |  | 4/27/2026 | \$2 billion   | 4/28/2026         | 4/29/2026 |
| Nominal Coupons 10Y to 20Y |  | 5/5/2026  | \$2 billion   | 5/6/2026          | 5/7/2026  |
| Nominal Coupons 1Mo to 2Y  |  | 5/6/2026  | \$4 billion   | 5/7/2026          | 5/8/2026  |
| TIPS 1Y to 10Y             |  | 5/12/2026 | \$750 million | 5/13/2026         | 5/14/2026 |

---

# Upcoming Economic Releases & Fed Speak

- 3/07/2026 - 03/19/2026: **Fed's External Communications Blackout**
  - 3/12/2026 at 08:30am EST: Trade Balance / Imports MoM / Exports MoM
  - 3/12/2026 at 08:30am EST: Initial Jobless Claims / Initial Claims 4-Wk Moving Avg / Continuing Claims
  - 3/12/2026 at 08:30am EST: Housing Starts / Building Permits / Housing Starts MoM / Building Permits MoM
  - 3/12/2026 at 11:00am EST: **Fed's Bowman Speaks on Basel III**
  - 3/12/2026 at 12:00pm EST: Household Change in Net Worth
  - 3/13/2026 at 08:30am EST: Personal Income / Personal Spending / Real Personal Spending
  - 3/13/2026 at 08:30am EST: PCE Price Index MoM and YoY / Core PCE Price Index MoM and YoY
  - 3/13/2026 at 08:30am EST: Durable Goods Orders / Durables Ex Transportation
  - 3/13/2026 at 08:30am EST: Cap Goods Orders Nondef Ex Air / Cap Goods Ship Nondef Ex Air
  - 3/13/2026 at 08:30am EST: GDP Annualized QoQ / GDP Price Index
  - 3/13/2026 at 08:30am EST: Personal Consumption / Core PCE Price Index QoQ
  - 3/13/2026 at 10:00am EST: U. of Mich. Sentiment / Current Conditions / Expectations
  - 3/13/2026 at 10:00am EST: U of Mich. 1 Yr Inflation / 4-10 Yr Inflation
  - 3/13/2026 at 10:00am EST: JOLTS Job Openings and Openings Rate / JOLTS Quits Level and Quits Rate
  - 3/16/2026 at 08:30am EST: Empire Manufacturing
  - 3/16/2026 at 09:15am EST: Industrial Production MoM / Manufacturing (SIC) Production / Capacity Utilization
  - 3/16/2026 at 10:00am EST: NAHB Housing Market Index
  - 3/17/2026 at 07:00am EST: Bloomberg March United States Economic Survey
  - 3/17/2026 at 08:15am EST: ADP Weekly Employment Change
  - 3/17/2026 at 08:30am EST: New York Fed Services Business Activity
  - 3/17/2026 at 10:00am EST: Leading Index
  - 3/17/2026 at 10:00am EST: Pending Home Sales MoM / YoY
  - 3/18/2026 at 07:00am EST: MBA Mortgage Applications
  - 3/18/2026 at 08:30am EST: PPI Final Demand MoM and YoY / PPI Ex Food and Energy MoM and YoY
  - 3/18/2026 at 08:30am EST: PPI Ex Food, Energy, Trade MoM and YoY
  - 3/18/2026 at 10:00am EST: Factory Orders / Factory Orders Ex Trans /Durable Goods Orders / Durables Ex Transportation
  - 3/18/2026 at 10:00am EST: Cap Goods Orders Nondef Ex Air / Cap Goods Ship Nondef Ex Air
  - 3/18/2026 at 02:00pm EST: **FOMC Rate Decision / Fed Interest on Reserve Balance / Fed Reverse Repo Rate**
  - 3/18/2026 at 02:00pm EST: **FOMC Median Interest Rate Forecast**
  - 3/18/2026 at 04:00pm EST: Total Net TIC Flows / Net Long-term TIC Flows
-

# Upcoming Earnings Releases for Thursday, March 12, 2026

## *Noteworthy Before-the-Open Earnings Releases*

| Company                  | Symbol | Earnings estimate |
|--------------------------|--------|-------------------|
| Alliance Laundry Systems | ALH    | \$0.23 per share  |
| BRP                      | DOO    | 1.46              |
| Dick's Sporting Goods    | DKS    | 2.99              |
| Li Auto                  | LI     | 0.21              |
| Ollie's Bargain Outlet   | OLLI   | 1.39              |
| Sleep Number             | SNBR   | -0.50             |
| TIC Solutions            | TIC    | 0.08              |

## *Noteworthy After-the-Close Earnings Releases*

| Company                       | Symbol | Earnings estimate |
|-------------------------------|--------|-------------------|
| Adobe                         | ADBE   | \$5.86 per share  |
| EverCommerce                  | EVCM   | 0.05              |
| Green Dot                     | GDOT   | -0.10             |
| KinderCare Learning Companies | KLC    | 0.09              |
| Lennar                        | LEN    | 0.95              |
| Mission Produce               | AVO    | 0.07              |
| PagerDuty                     | PD     | 0.24              |
| Rubrik                        | RBRK   | -0.11             |
| SentinelOne                   | S      | 0.06              |
| ServiceTitan                  | TTAN   | 0.18              |
| Silvaco Group                 | SVCO   | -0.12             |
| Ulta Beauty                   | ULTA   | 8.02              |
| USA Rare Earth                | USAR   | -0.06             |
| Wheaton Precious Metals       | WPM    | 1.10              |
| WhiteFiber                    | WYFI   | -0.18             |
| Zumiez                        | ZUMZ   | 1.08              |