

End of Day Summary – 3/13/2026

Intraday News • March 13, 2026

Edited by Kristen Radosh & Kylie Leverenz

US Treasuries

10s closed at 4.28. 10s traded in a range of 4.085/4.29 for the week.

Looking ahead for next week:

- 1st daily resistance is 4.235/4.245 **71%** to hold
 - 2nd daily resistance is 4.18/4.19

 - 1st daily support is 4.30/4.31 **90%** to hold
 - 2nd daily support is 4.365/4.37

 - 1st weekly support at 4.33/4.35
 - 2nd weekly support at 4.38/4.40

 - 3rd monthly support at 4.27/4.30
-

Intraday Commentary From Jim Bianco

There are about 9,000 oil tankers worldwide, only 178 are trapped in the Persian Gulf.

LNG tankers are a different story.

Wall Street Journal: [Half of All LNG Carriers Trapped in Gulf, Brokers Say](#)

At least 20 LNG carriers—about half the global fleet currently available for charter—are trapped in the Persian Gulf, with daily freight costs soaring as demand from Asia surges, according to ship brokers.

“The situation is dire and will have a lasting impact on the market, regardless of how quickly the conflict ends,” Kostas Karathanos, the chief operating officer of Athens-based Gaslog, which operates 34 gas carriers, said. Daily charter rates are rising to more than \$200,000 from less than \$98,000 before the start of the Iran hostilities.

Some 20% of global liquified-natural gas exports come from Gulf countries. Energy traders expect LNG prices to rise by early next week, adding to this week’s 40% rise in Asia and Europe.”

The Government is still under a partial shutdown because the Department of Homeland Security has not been funded.

TSA falls under Homeland Security. Today is the first day that TSA agents will not get a paycheck. How much longer will they keep showing up at the airport?

And ... there have been as many as four terrorist attacks related to the Iran War, including potentially two yesterday. Not a good time to have this fight over Homeland Security.

I've been saying that the price of crude oil rises \$5/day until the Ships start moving through the Strait.

Look who else is saying this:



Javier Blas ✓
@JavierBlas



COLUMN: The White House is running out of ways to curb rising oil prices.

"... My working assumption is that the oil market will add \$3 to \$6 a barrel to the headline price for every day — every single day — that the war continues ..."

So they are telling the world they are stepping up their efforts to reopen the Strait.

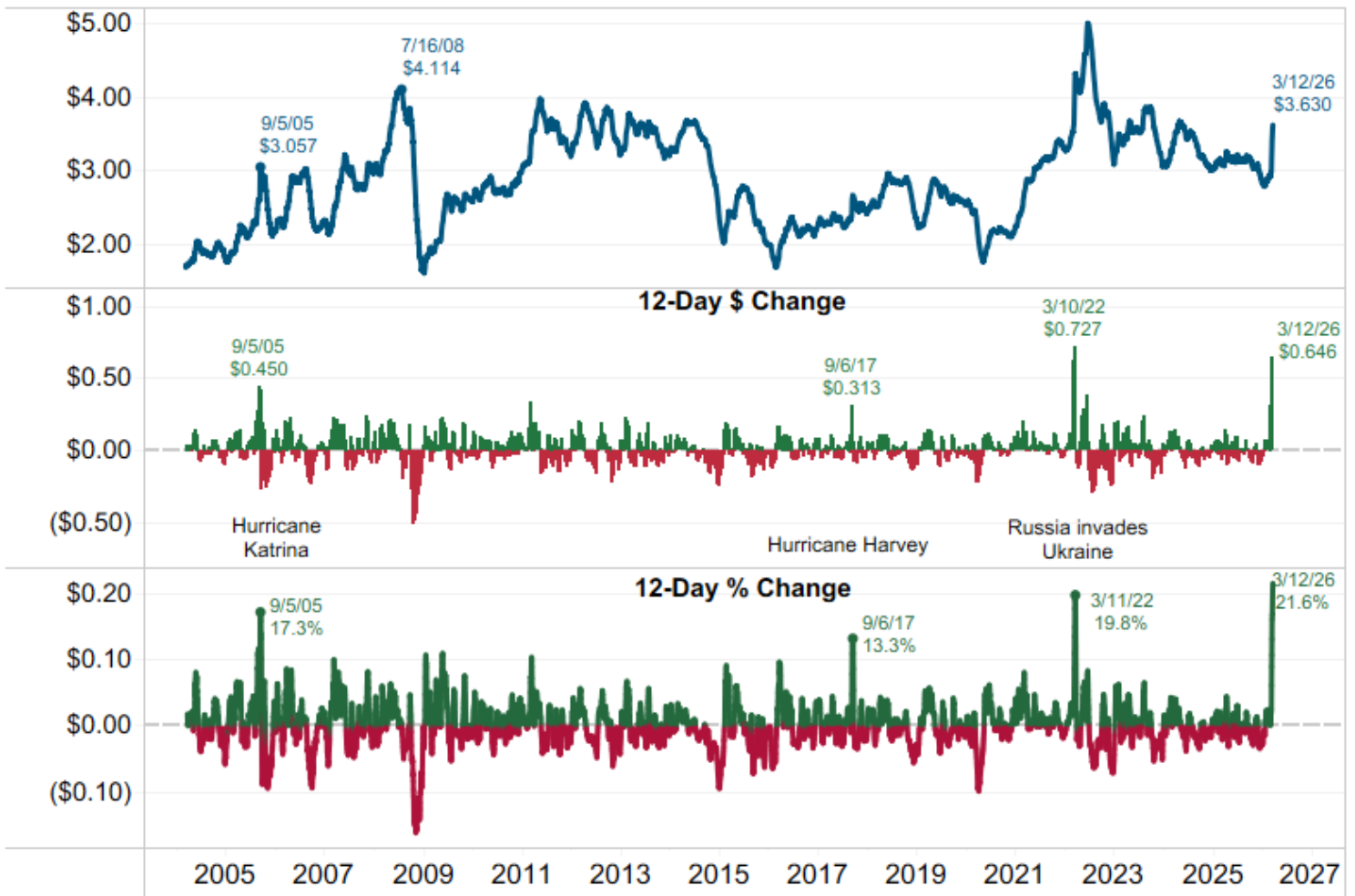
How impressed is the market? Ask crude oil prices

Up 18+% since Secretary Wright took down his tweet that the Navy escorted a ship through the Strait, and has not given much of this rally back today. In fact, prices are higher now than yesterday's close.



Meanwhile the national average of gas prices is up 65 cents, or 22%, since the War began 12 days ago.

The Daily National Average Gasoline Prices Regular Unleaded

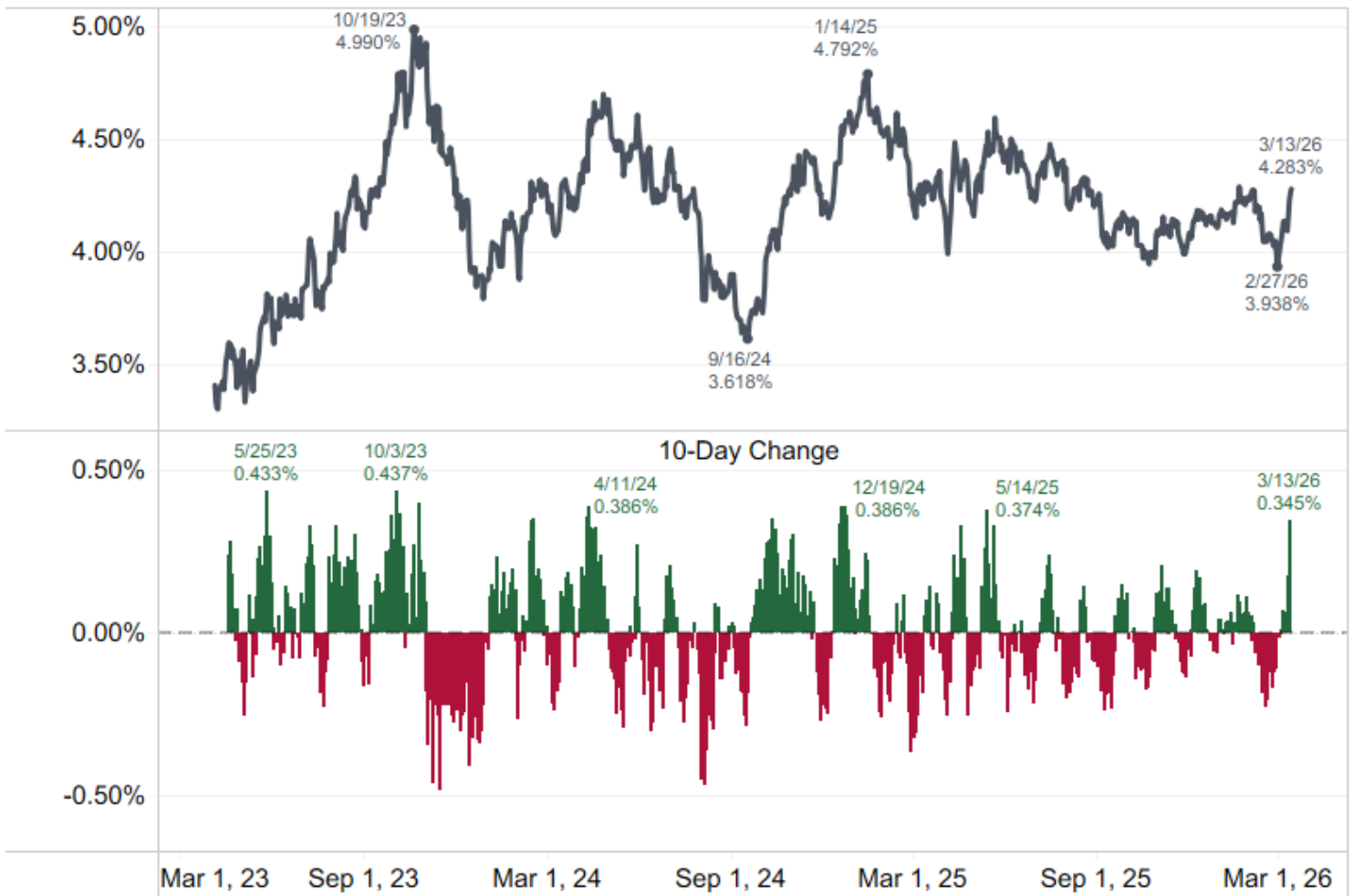


Data Source: Bloomberg, American Automobile Association (AAA)

© 2026 Bianco Research, L.L.C.

Today is the 10th trading day since the war began.
 The 10-year is now up 35 bps since it began.
 The bottom panel shows how this move compares to the last few years.

US 10-Year Yield



Source: Bloomberg

© 2026 Bianco Research, L.L.C.

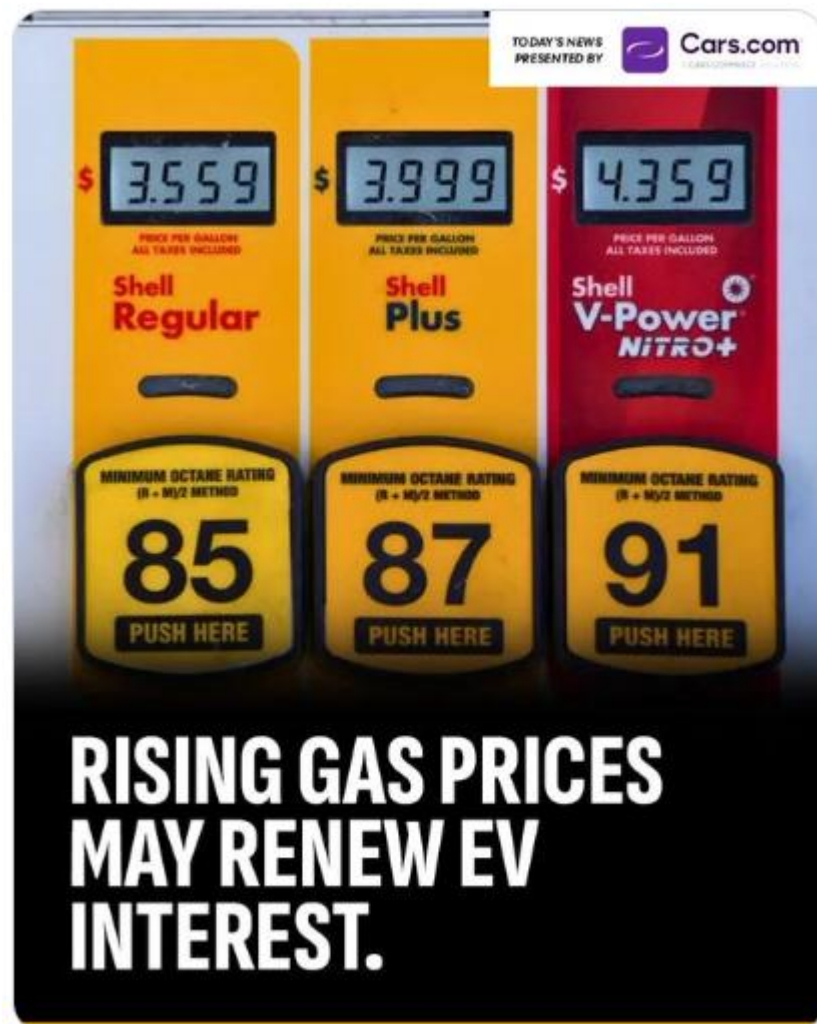
In the News

OilPrice: [This Ohio Factory is Trump's Secret Weapon in the Rare Earth War](#)

Successful Farming: [China Taps Fertilizer Reserves as Hormuz Closure Disrupts Global Supply](#)

FFNews.com: [Buy Now Pay Later Usage Surges as New Products Proliferate, JD Power Finds](#)

Car Dealership Guy: [Rising Gas Prices May Renew EV Interest, Thought High Costs Could Limit Sales](#)



Upcoming US Treasury Supply

Issue		Announced	Amount	Auction Date	Settle	Last Auction & Amount
20-Year Bond	R	Thurs 3/12	\$13 billion	Tues 3/17	Tues 3/31	\$16 billion (2/18/2026)
10-Year TIPS	R T	Thurs 3/12	\$19 billion	Thurs 3/19	Tues 3/31	\$21 billion (1/22/2026)
2-Year Note		Thurs 3/19		Tues 3/24	Tues 3/31	\$69 billion (2/24/2026)
5-Year Note		Thurs 3/19		Wed 3/25	Tues 3/31	\$70 billion (2/25/2026)
7-Year Note		Thurs 3/19		Thurs 3/26	Tues 3/31	\$44 billion (2/27/2026)

Tentative Schedule of Treasury Buyback Operations

Issue	Announced	Amount	Date of Operation	Settle
Nominal Coupons 1Mo to 2Y	3/16/2026	\$15 billion	3/17/2026	3/18/2026
Nominal Coupon 20Y to 30Y	3/18/2026	\$2 billion	3/19/2026	3/20/2026
TIPS 10Y to 30Y	3/24/2026	\$500 million	3/25/2026	3/26/2026
Nominal Coupons 10Y to 20Y	3/25/2026	\$2 billion	3/26/2026	3/27/2026
Nominal Coupons 1Mo to 2Y	3/31/2026	\$15 billion	4/1/2026	4/2/2026
Nominal Coupons 20Y to 30Y	4/8/2026	\$2 billion	4/9/2026	4/10/2026
Nominal Coupons 10Y to 20Y	4/14/2026	\$2 billion	4/15/2026	4/17/2026
Nominal Coupons 1Mo to 2Y	4/15/2026	\$15 billion	4/16/2026	4/17/2026
Nominal Coupons 1Mo to 2Y	4/21/2026	\$15 billion	4/22/2026	4/23/2026
Nominal Coupons 2Y to 3Y	4/22/2026	\$4 billion	4/23/2026	4/24/2026
Nominal Coupons 20Y to 30Y	4/27/2026	\$2 billion	4/28/2026	4/29/2026
Nominal Coupons 10Y to 20Y	5/5/2026	\$2 billion	5/6/2026	5/7/2026
Nominal Coupons 1Mo to 2Y	5/6/2026	\$4 billion	5/7/2026	5/8/2026
TIPS 1Y to 10Y	5/12/2026	\$750 million	5/13/2026	5/14/2026

Upcoming Economic Releases & Fed Speak

- 3/07/2026 - 03/19/2026: **Fed's External Communications Blackout**
- 3/16/2026 at 08:30am EST: Empire Manufacturing
- 3/16/2026 at 09:15am EST: Industrial Production MoM / Manufacturing (SIC) Production / Capacity Utilization
- 3/16/2026 at 10:00am EST: NAHB Housing Market Index
- 3/17/2026 at 07:00am EST: Bloomberg March United States Economic Survey
- 3/17/2026 at 08:15am EST: ADP Weekly Employment Change
- 3/17/2026 at 08:30am EST: New York Fed Services Business Activity
- 3/17/2026 at 10:00am EST: Leading Index
- 3/17/2026 at 10:00am EST: Pending Home Sales MoM / YoY
- 3/18/2026 at 07:00am EST: MBA Mortgage Applications
- 3/18/2026 at 08:30am EST: PPI Final Demand MoM and YoY / PPI Ex Food and Energy MoM and YoY
- 3/18/2026 at 08:30am EST: PPI Ex Food, Energy, Trade MoM and YoY
- 3/18/2026 at 10:00am EST: Factory Orders / Factory Orders Ex Trans /Durable Goods Orders / Durables Ex Transportation
- 3/18/2026 at 10:00am EST: Cap Goods Orders Nondef Ex Air / Cap Goods Ship Nondef Ex Air
- 3/18/2026 at 02:00pm EST: **FOMC Rate Decision / Fed Interest on Reserve Balance / Fed Reverse Repo Rate**
- 3/18/2026 at 02:00pm EST: **FOMC Median Interest Rate Forecast**
- 3/18/2026 at 04:00pm EST: Total Net TIC Flows / Net Long-term TIC Flows
- 3/19/2026 at 08:30am EST: Initial Jobless Claims / Initial Jobless 4-Wk Moving Avg
- 3/19/2026 at 08:30am EST: Continuing Claims / Philadelphia Fed Business Outlook
- 3/19/2026 at 10:00am EST: New Home Sales / New Home Sales MoM
- 3/19/2026 at 10:00am EST: Wholesale Inventories MoM / Wholesale Trade Sales MoM
- 3/19/2026: Building Permits / Building Permits MoM
- 3/20/2026 at 06:00am EST: Bloomberg March United States Economic Survey

Upcoming Earnings Releases for Monday, March 16, 2026

Noteworthy Before-the-Open Earnings Releases

Company	Symbol	Earnings estimate
Dollar Tree	DLTR	\$2.53 per share
KE Holdings	BEKE	0.73
Science Applications	SAIC	1.93

Noteworthy After-the-Close Earnings Releases

Company	Symbol	Earnings estimate
Getty Images	GETY	\$0.03 per share
Semtech	SMTC	0.43