



End of Day Summary – 4/17/2026

Intraday News • April 17, 2026

Edited by Kristen Radosh & Kylie Leverenz

US Treasuries

10s closed on Friday at 4.245

- 1st daily support is 4.265/4.275 **50%** to hold
 - 2nd daily support is 4.30/4.31 **67%** to hold
 - 1st weekly support at 4.31/4.34

 - 1st monthly support at 4.465/4.495 **90%** to hold

 - 1st daily resistance is 4.20/4.21 **57%** to hold
 - 2nd daily resistance is 4.145/4.15 **90%** to hold
 - 1st weekly resistance at 4.17/4.19 **67%** to hold

 - 1st monthly resistance at 4.095/4.125 **80%** to hold

 - **Fed's Waller:** [Signals Caution On Rate Cuts, Sees Risk of Longer Conflict](#)
 - **Bloomberg:** [Warsh Hearing Will Test How Far He'll Push Balance Sheet Reform](#)
-

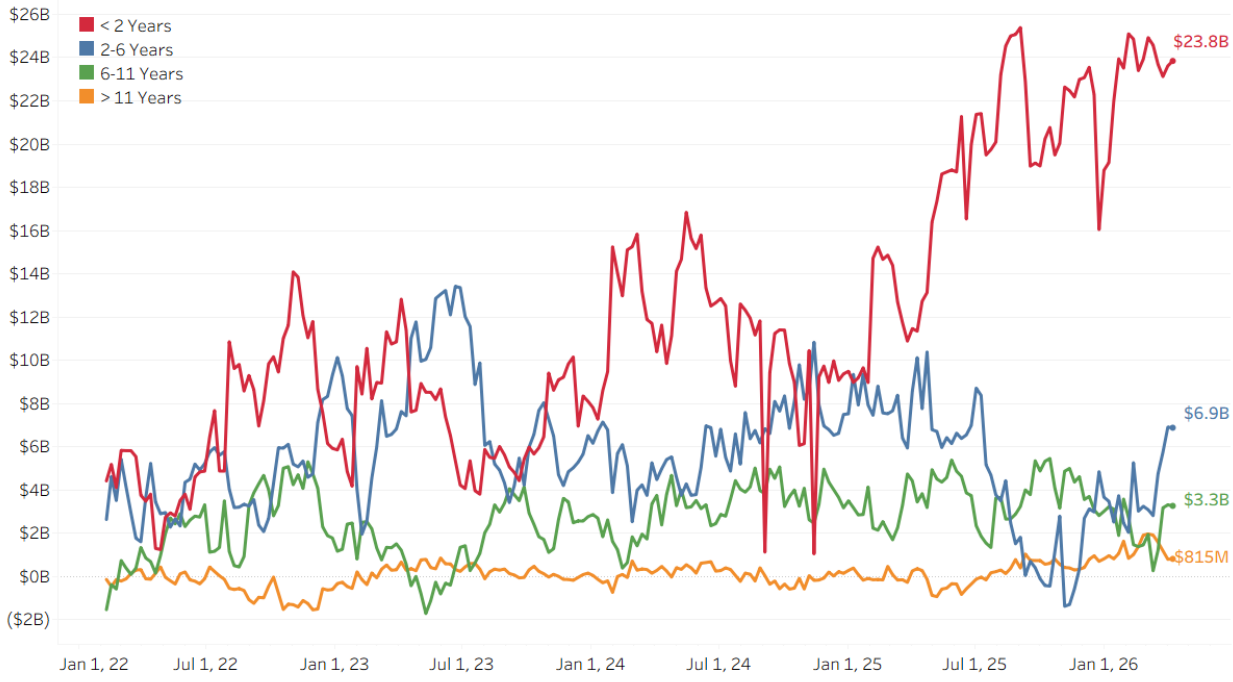
TIPS by Maturity (data through 4/08/2026)

Week over Week Changes by Maturity

- **< 2 years: \$23.6 Bn** on 4/01/2026 to **\$23.8 Bn** on 4/08/2026 = **\$0.2 Bn**
- **2 – 6 years: \$6.9 Bn** on 4/01/2026 to **\$6.9 Bn** on 4/08/2026 = **\$0 Bn**
- **6 – 11 years: \$3.3 Bn** on 4/01/2026 to **\$3.3 Bn** on 4/08/2026 = **\$0 Bn**
- **> 11 years: \$796 Mn** on 4/01/2026 to **\$815 Mn** on 4/08/2026 = **\$19 Mn**

Primary Dealer Positions Net Outright TIPS by Maturity

As of 04/08/2026

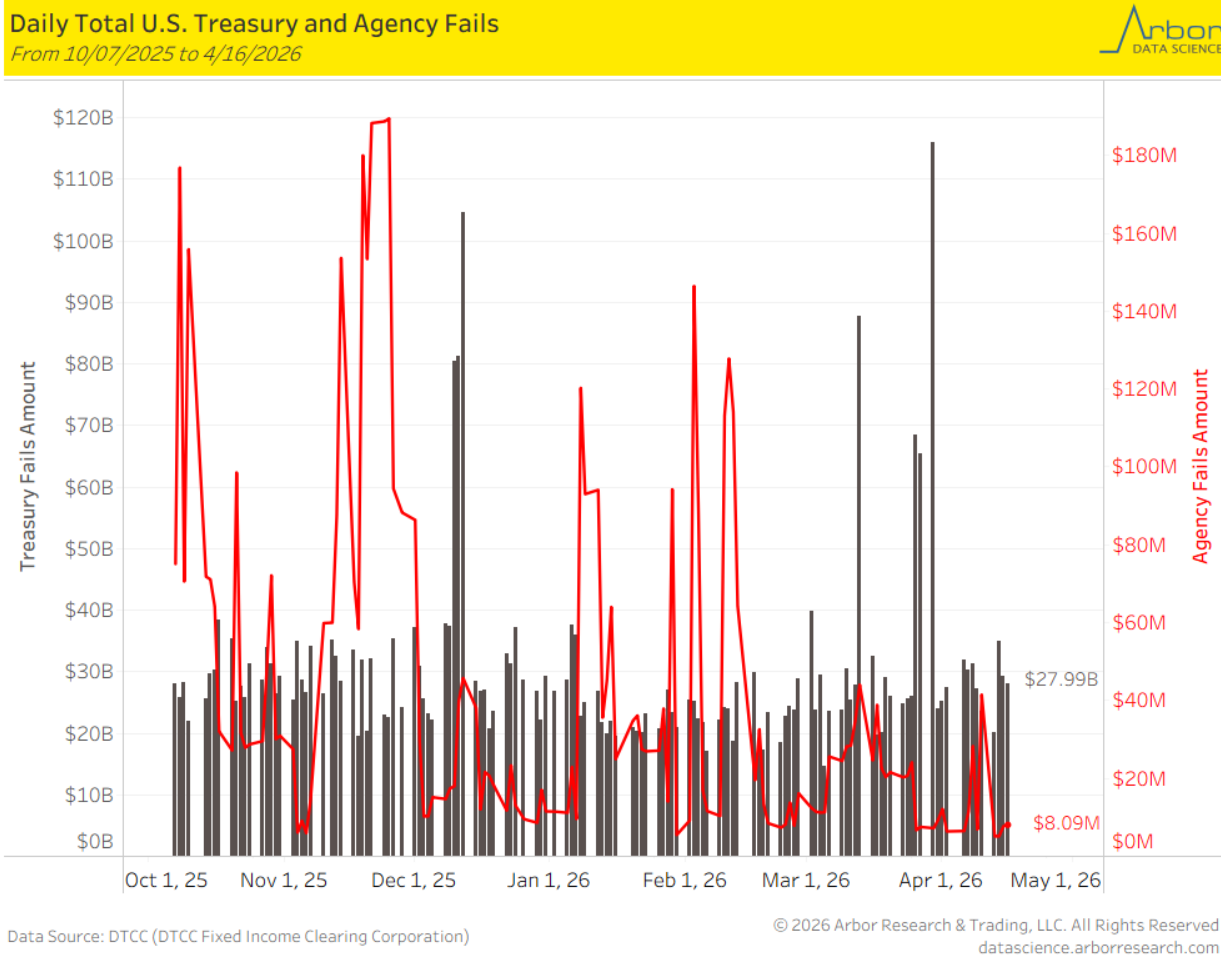


Data Source: Bloomberg

© 2026 Arbor Research & Trading, LLC. All Rights Reserved
datascience.arborresearch.com

US Treasury Trade Fails

As of 4/16/2026, **U.S. Treasury Fails** were **\$27.99 billion** and **U.S. Agency Fails** were **\$8.90 million**.



Intraday Commentary From Jim Bianco

Three-day tick chart of Brent Crude oil, highlighting the reaction to this news.



Brent Crude continues to collapse, now under \$90 for the first time in a month



In the News

Fortune: [Gen Z is craving a different path in the housing market by doing it alone](#)

Los Angeles Times: [Used EV sales charge up on high prices, even as new EV demand declines](#)

Axios: [The best and worst states for AI data centers](#)

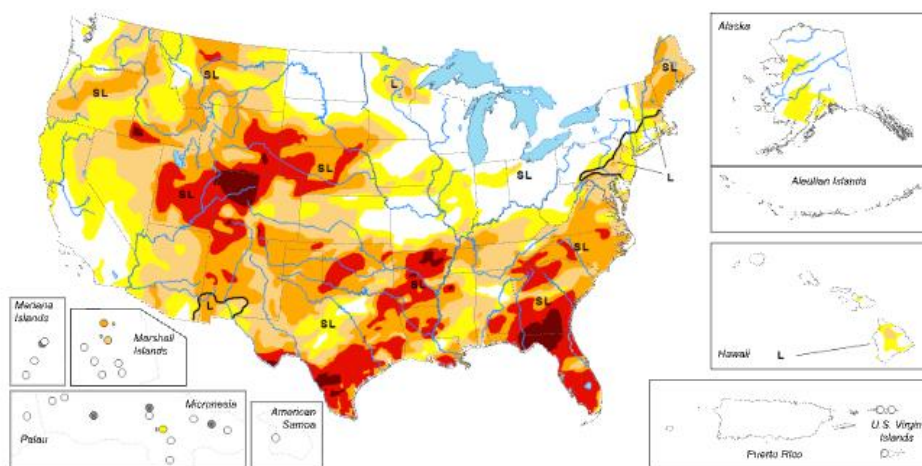
Texas Tribune: [As Corpus Christi scrambles to find more water, nearby cities are facing their own water woes](#)

Zerohedge: [Drought Engulfs 60% of U.S. As Farmers Begin Spring Planting](#)

Map released: April 9, 2026

Data valid: April 7, 2026

View grayscale version of the map



Upcoming US Treasury Supply

Issue		Announced	Amount	Auction Date	Settle	Last Auction & Amount
20-Year Bond	R	Thurs 4/16	\$13 billion	Wed 4/22	Thurs 4/30	\$13 billion (3/17/2026)
5-Year TIPS	T	Thurs 4/16	\$26 billion	Thurs 4/23	Thurs 4/30	\$24 billion (12/18/2025)
2-Year Note		Thurs 4/23		Mon 4/27	Thurs 4/30	\$69 billion (3/24/2026)
5-Year Note		Thurs 4/23		Mon 4/27	Thurs 4/30	\$70 billion (3/25/2026)
7-Year Note		Thurs 4/23		Tues 4/28	Thurs 4/30	\$44 billion (3/26/2026)
3-Year Note		Wed 5/06		Mon 5/11	Fri 5/15	\$58 billion (4/07/2026)
10-Year Note		Wed 5/06		Tues 5/12	Fri 5/15	\$39 billion (4/08/2026)
30-Year Bond		Wed 5/06		Wed 5/13	Fri 5/15	\$22 billion (4/09/2026)

Upcoming Economic Releases & Fed Speak

- 4/18/2026 - 4/30/2026: **Fed's External Communications Blackout**
- 4/21/2026 at 08:15am EST: ADP Weekly Employment Change
- 4/21/2026 at 08:30am EST: Philadelphia Fed Non-Manufacturing Activity
- 4/21/2026 at 08:30am EST: Retail Sales Advance MoM / Ex Auto MoM / Ex Auto and Gas
- 4/21/2026 at 08:30am EST: Control Group
- 4/21/2026 at 10:00am EST: Business Inventories
- 4/21/2026 at 10:00am EST: Pending Home Sales MoM / NSA YoY
- 4/22/2026 at 07:00am EST: MBA Mortgage Applications
- 4/23/2026 at 08:30am EST: Chicago Fed Nat Activity Index / Initial Jobless Claims
- 4/23/2026 at 08:30am EST: Initial Jobless Claims 4-Wk Moving Avg / Continuing Claims
- 4/23/2026 at 09:45am EST: S&P Global U.S. Manufacturing PMI / S&P Global U.S. Services PMI /
- 4/23/2026 at 09:45am EST: S&P Global U.S. Composite PMI
- 4/23/2026 at 11:00am EST: Kansas City Fed Manf. Activity
- 4/24/2026 at 06:00am EST: Bloomberg April United States Economic Survey
- 4/24/2026 at 10:00am EST: U. of Mich. Sentiment / U. of Mich. Current Conditions
- 4/24/2026 at 10:00am EST: U. of Mich. Expectations
- 4/24/2026 at 10:00am EST: U. of Mich. 1 Yr Inflation / U. of Mich. 5-10 Yr Inflation
- 4/24/2026 at 11:00am EST: Kansas City Fed Services Activity