



End of Day Summary – 4/02/2026

Intraday News • April 02, 2026

Edited by Kristen Radosh & Kylie Leverenz

US Treasuries

10s closed on Thursday at 4.30

- 1st daily support is 4.36/4.365
- 2nd daily support is 4.43/4.44
- 1st weekly support at 4.51/4.53 **90%** to hold

- 1st monthly support 4.465/4.495 **50%** to hold
- 1st daily resistance is 4.265/4.275 **50%** to hold
- 2nd daily resistance is 4.23/4.24
- 1st weekly resistance at 4.31/4.33 **53%** to hold
- 2nd weekly resistance at 4.23/4.25

- 1st monthly resistance at 4.095/4.125 **60%** to hold

Bloomberg: [IMF Says Fed Has Little Scope for Interest-Rate Cut This Year](#)

Conference Call Replay

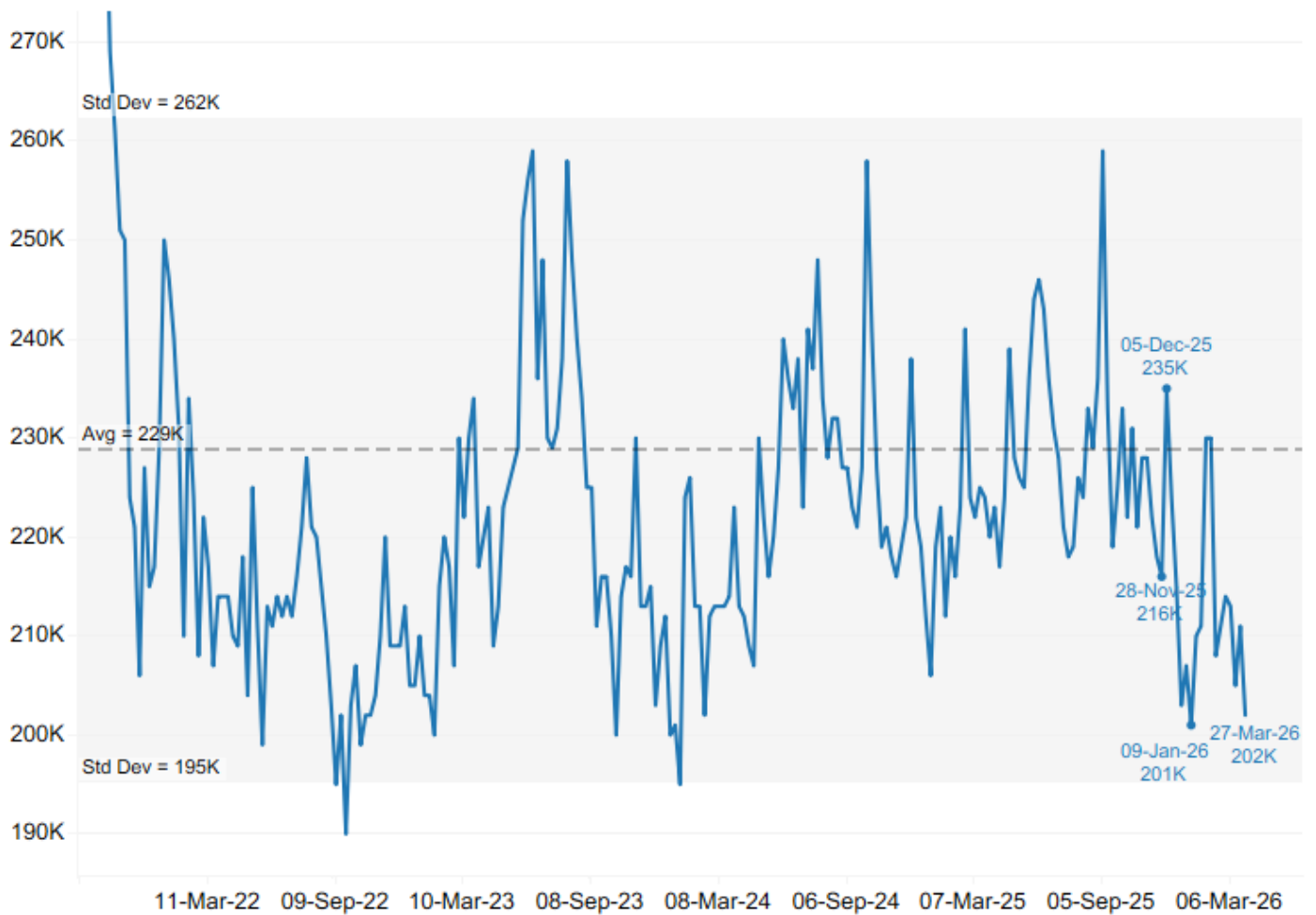


[Click Here to Replay](#)

Intraday Commentary From Jim Bianco

No sign of labor weakness: *US JOBLESS CLAIMS 202,000 IN MARCH 28 WEEK; EST. 212K

Weekly Initial Claims



Data Source: Bureau of Labor Statistics

© 2026 Bianco Research, L.L.C.

During the Conference Call Crude Oil reversed hard, fell over \$5 in 90 minutes (again largely when I was on the call).

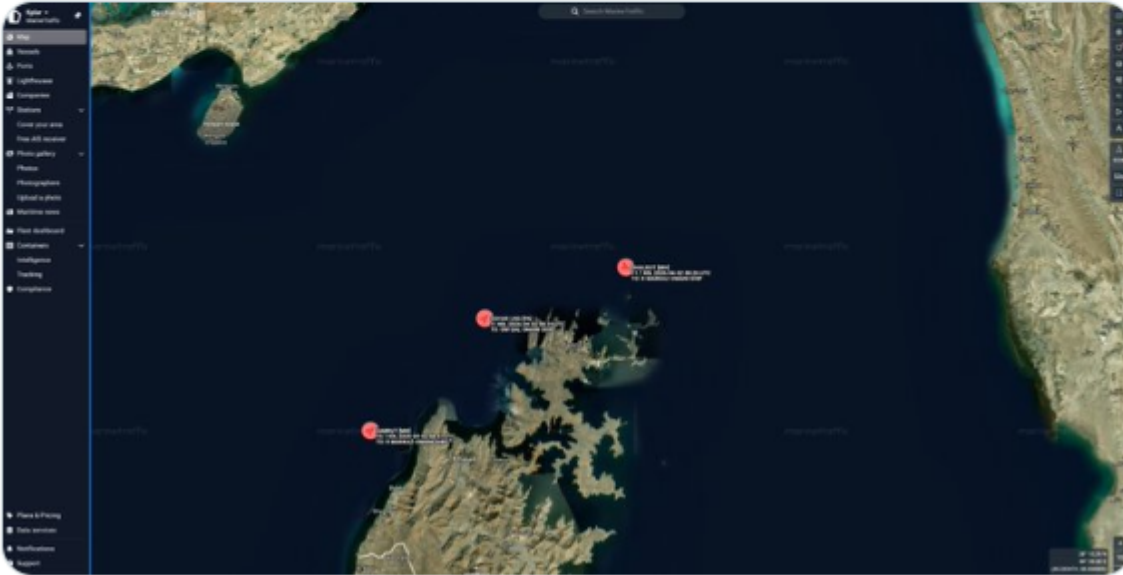
This might be the catalyst, a couple of tankers are making a run for in through the Strait.



TankerTrackers.com, Inc. 
@TankerTrackers



At least three Oman-bound tankers are making their MEGXIT today via the Strait of Hormuz. They are the DHALKUT (9888601), laden with 2 million barrels of Saudi crude; HABRUT (9500730), laden with 2 million barrels of Emirati crude; and SOHAR LNG (9210816), laden with Emirati LNG. #OOTT #ONGT #IranWar #Tankers #Oman



*DATED BRENT OIL PRICE SOARS TO \$141.37/BBL, HIGHEST SINCE 2008

FYI: This is spot oil price for immediate delivery in the North Sea.

Brent futures are now quoting June, mean May settlement for June delivery. This price is \$107, up \$6 today.

Why is Dated Brent so high? The the Strait of Hormuz closure has blocked a fifth of the world's seaborne crude supply for over a month, leaving refiners desperate to grab any immediately available North Sea shipments, which are now running dry.

Dated Brent is the spot price for physical oil cargoes ready for immediate delivery at specific North Sea terminals like Sullom Voe Scotland.

So, the shortage is NOW in Scotland, which is why the price is \$141.

In the News

OilPrice: [5 Defense Stocks Rebuilding the Military Supply Chain From the Ground Up](#)

[Axios: AI is making college students change majors](#)

[Bloomberg: Cheap Chinese Cars Are Waiting on Detroit's Doorstep](#)

You saw it here first... To be released on Monday, April 6th in Daily Data Points...

Arbor Data Science Podcast: K Shaped Economy Hits the Road (featuring Petr Pinkhasov)

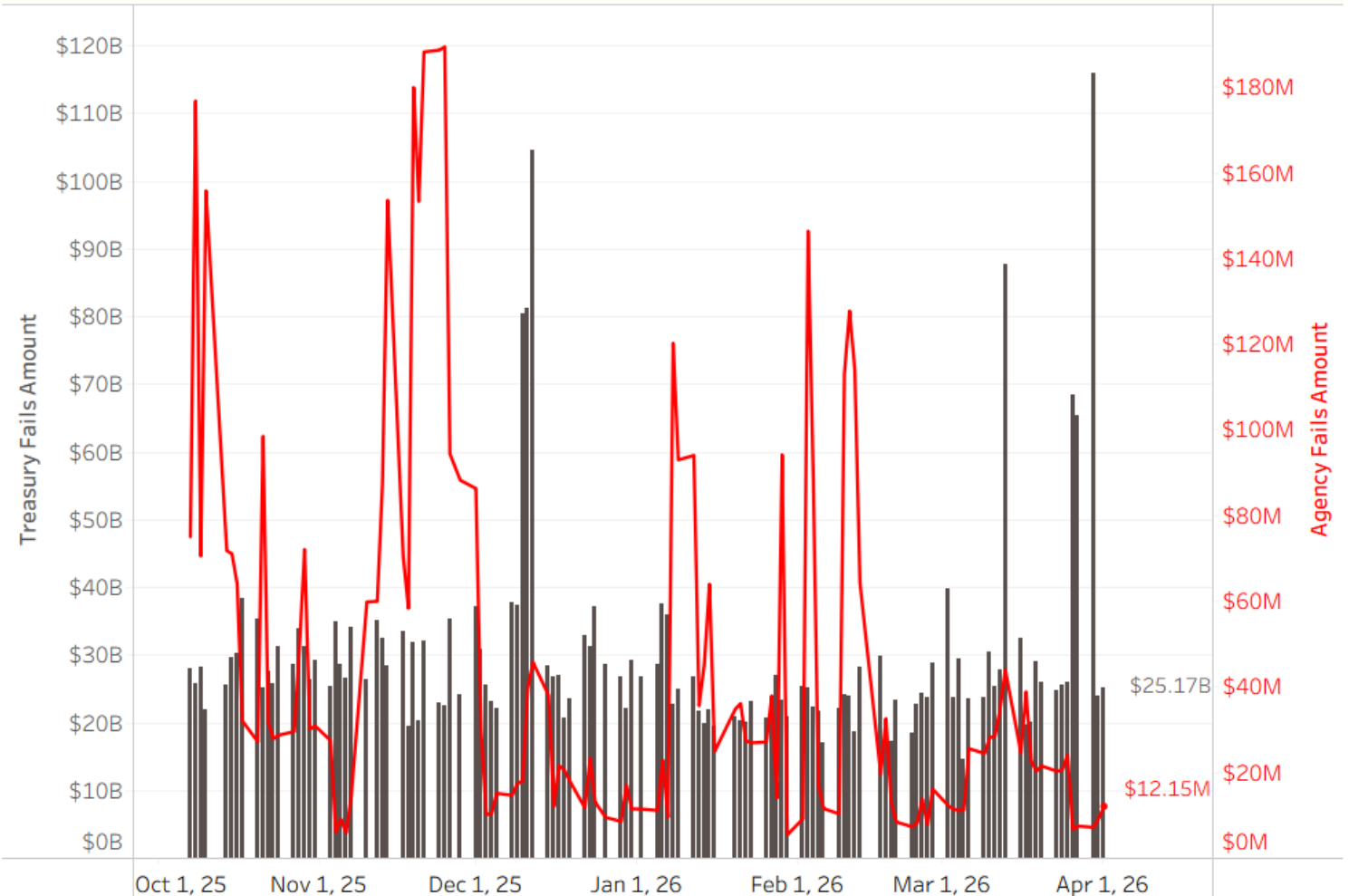
For additional reading on this topic from [Arbor Data Science: Used Car Market Gains Speed](#)

US Treasury Trade Fails

As of 4/01/2026, **U.S. Treasury Fails** were **\$25.17 billion** and **U.S. Agency Fails** were **\$12.15 million**.

Daily Total U.S. Treasury and Agency Fails

From 10/07/2025 to 4/01/2026



Data Source: DTCC (DTCC Fixed Income Clearing Corporation)

© 2026 Arbor Research & Trading, LLC. All Rights Reserved
datascience.arborresearch.com

Upcoming US Treasury Supply

Issue		Announced	Amount	Auction Date	Settle	Last Auction & Amount
3-Year Note		Thurs 4/02	\$58 billion	Tues 4/07	Wed 4/15	\$58 billion (3/10/2026)
10-Year Note	R	Thurs 4/02	\$39 billion	Wed 4/08	Wed 4/15	\$39 billion (3/11/2026)
30-Year Bond	R	Thurs 4/02	\$22 billion	Thurs 4/09	Wed 4/15	\$22 billion (3/12/2026)
20-Year Bond	R	Thurs 4/16		Wed 4/22	Thurs 4/30	\$13 billion (3/17/2026)
5-Year TIPS	T	Thurs 4/16		Thurs 4/23	Thurs 4/30	\$24 billion (12/18/2025)
2-Year Note		Thurs 4/23		Mon 4/27	Thurs 4/30	\$69 billion (3/24/2026)
5-Year Note		Thurs 4/23		Mon 4/27	Thurs 4/30	\$70 billion (3/25/2026)
7-Year Note		Thurs 4/23		Tues 4/28	Thurs 4/30	\$44 billion (3/26/2026)

Tentative Schedule of Treasury Buyback Operations

Issue		Announced	Amount	Date of Operation	Settle
Nominal Coupons 20Y to 30Y		4/8/2026	\$2 billion	4/9/2026	4/10/2026
Nominal Coupons 10Y to 20Y		4/14/2026	\$2 billion	4/15/2026	4/17/2026
Nominal Coupons 1Mo to 2Y		4/15/2026	\$15 billion	4/16/2026	4/17/2026
Nominal Coupons 1Mo to 2Y		4/21/2026	\$15 billion	4/22/2026	4/23/2026
Nominal Coupons 2Y to 3Y		4/22/2026	\$4 billion	4/23/2026	4/24/2026
Nominal Coupons 20Y to 30Y		4/27/2026	\$2 billion	4/28/2026	4/29/2026
Nominal Coupons 10Y to 20Y		5/5/2026	\$2 billion	5/6/2026	5/7/2026
Nominal Coupons 1Mo to 2Y		5/6/2026	\$4 billion	5/7/2026	5/8/2026
TIPS 1Y to 10Y		5/12/2026	\$750 million	5/13/2026	5/14/2026

Upcoming Economic Releases & Fed Speak

- 4/03/2026 at 10:15am EST: **Fed's Logan Speaks at Dallas Fed Banking Conference**
- 4/03/2026 at 12:45am EST: **Fed's Bowman Speaks at Banking Conference**
- 4/03/2026 at 08:30am EST: Change in Nonfarm Payrolls / Two-Month Payroll Net Revision
- 4/03/2026 at 08:30am EST: Change in Private Payrolls / Change in Manufact. Payrolls
- 4/03/2026 at 08:30am EST: Nonfarm Payrolls 3-Mo Avg Change
- 4/03/2026 at 08:30am EST: Average Hourly Earnings MoM / Average Hourly Earnings YoY
- 4/03/2026 at 08:30am EST: Average Weekly Hours All Employees
- 4/03/2026 at 08:30am EST: Unemployment Rate / Labor Force Participation Rate / Underemployment Rate
- 4/03/2026 at 08:30am EST: S&P Global US Services PMI / S&P Global US Composite PMI
- 4/06/2026 at 10:00am EST: ISM Reschedules March Services PMI
- 4/06/2026 at 10:00am EST: ISM Services Index / Prices Paid / New Orders / Employment
- 4/07/2026 at 08:15am EST: ADP Weekly Employment Change
- 4/07/2026 at 08:30am EST: Durable Goods Orders / Durables Ex Transportation
- 4/07/2026 at 08:30am EST: Cap Goods Orders Nondef Ex Air / Cap Goods Ship Nondef Ex Air
- 4/07/2026 at 11:00am EST: NY Fed 1-Yr Inflation Expectations
- 4/07/2026 at 12:35pm EST: **Fed's Goolsbee Speaks on Monetary Policy**
- 4/07/2026 at 03:00pm EST: Consumer Credit
- 4/08/2026 at 07:00am EST: MBA Mortgage Applications
- 4/08/2026 at 02:00pm EST: **FOMC Meeting Minutes**
- 4/09/2026 at 08:30am EST: Personal Income / Personal Spending / Personal Consumption
- 4/09/2026 at 08:30am EST: PCE Index MoM and YoY / Core PCE Price Index MoM and YoY and QoQ
- 4/09/2026 at 08:30am EST: Initial Jobless Claims / Initial Claims 4-Wk Moving Avg / Continuing Claims
- 4/09/2026 at 08:30am EST: GDP Annualized QoQ / GDP Price Index
- 4/09/2026 at 10:0am EST: Wholesale Inventories MoM / Wholesale Trade Sales MoM