



End of Day Summary – 4/30/2026

Intraday News • April 30, 2026

Edited by Kristen Radosh & Kylie Leverenz

US Treasuries

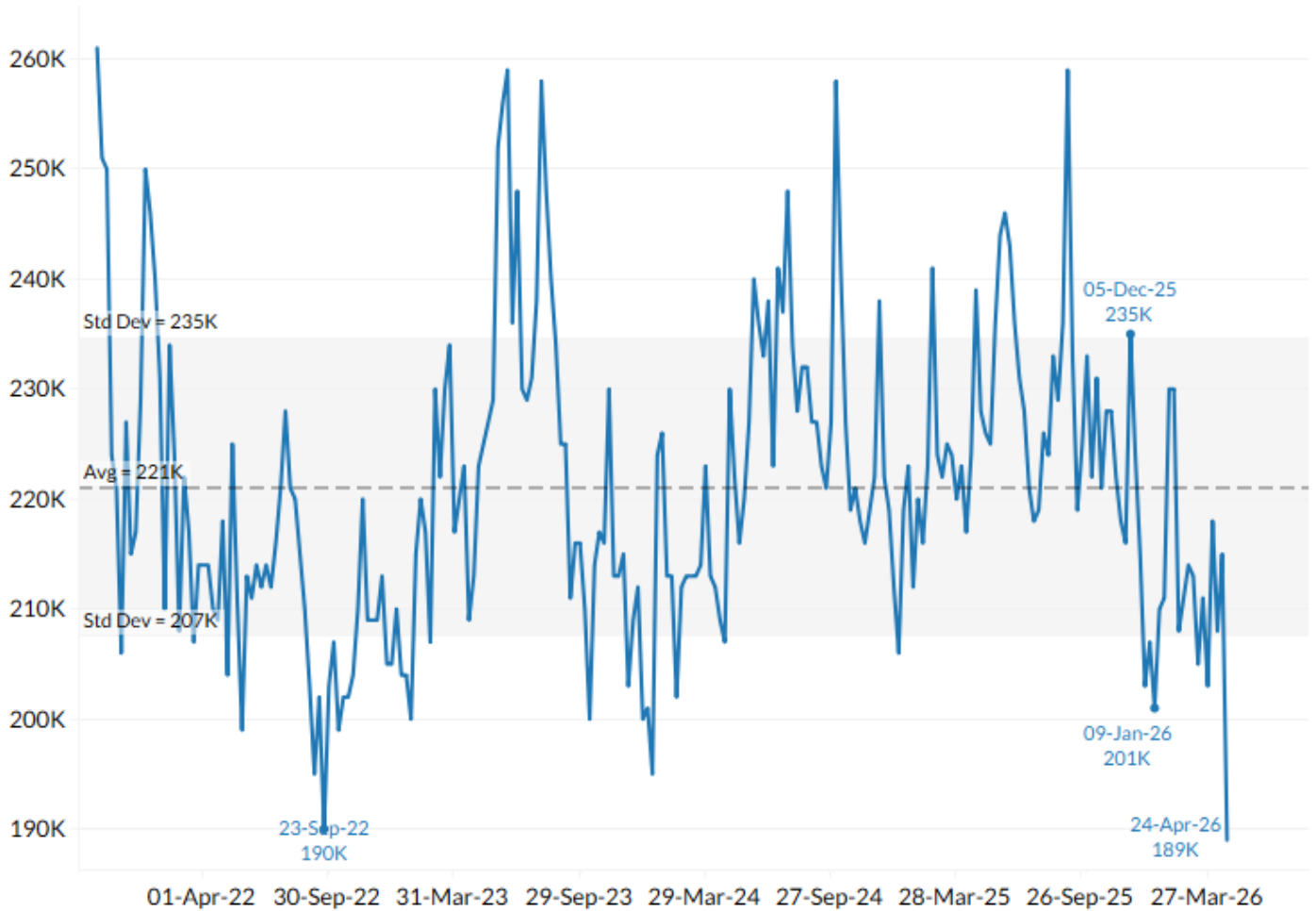
- 10s closed on Thursday at **4.38**
 - Range for the month of April was **4.225/4.43**
 - 1st daily support is 4.41/4.42
 - 1st weekly support at 4.36/4.38
 - 2nd weekly support at 4.43/4.45 **79% to hold**
 - 1st daily resistance is 4.36/4.36 **75% to hold**
 - 1st weekly resistance at 4.225/4.24
 - 2nd weekly resistance at 4.09/4.11
-

Intraday Commentary From Jim Bianco

*US JOBLESS CLAIMS 189,000 IN APRIL 25 WEEK; EST. 212K

This is the lowest reading since September 1969! (note it is subject to revisions)

Weekly Initial Claims



Data Source: Bureau of Labor Statistics

© 2026 Bianco Research, L.L.C.

In the News

AI-CIO: [Why AI Won't Replace the CIO, But Will Redesign the Investment Office](#)

Morningstar: [Big Tech's AI build-out needs these 3 companies to keep the lights on – and they're cashing in](#)

Artemis: [Jamaica returns for new \\$150m World Bank cat bond to replace coverage triggered by Melissa](#)

NBC News: [Graphic: Track U.S. and state gas prices](#)

Gas prices across the U.S.

LATEST PRICE (APRIL 30)

CHANGE SINCE THE IRAN WAR BEGAN

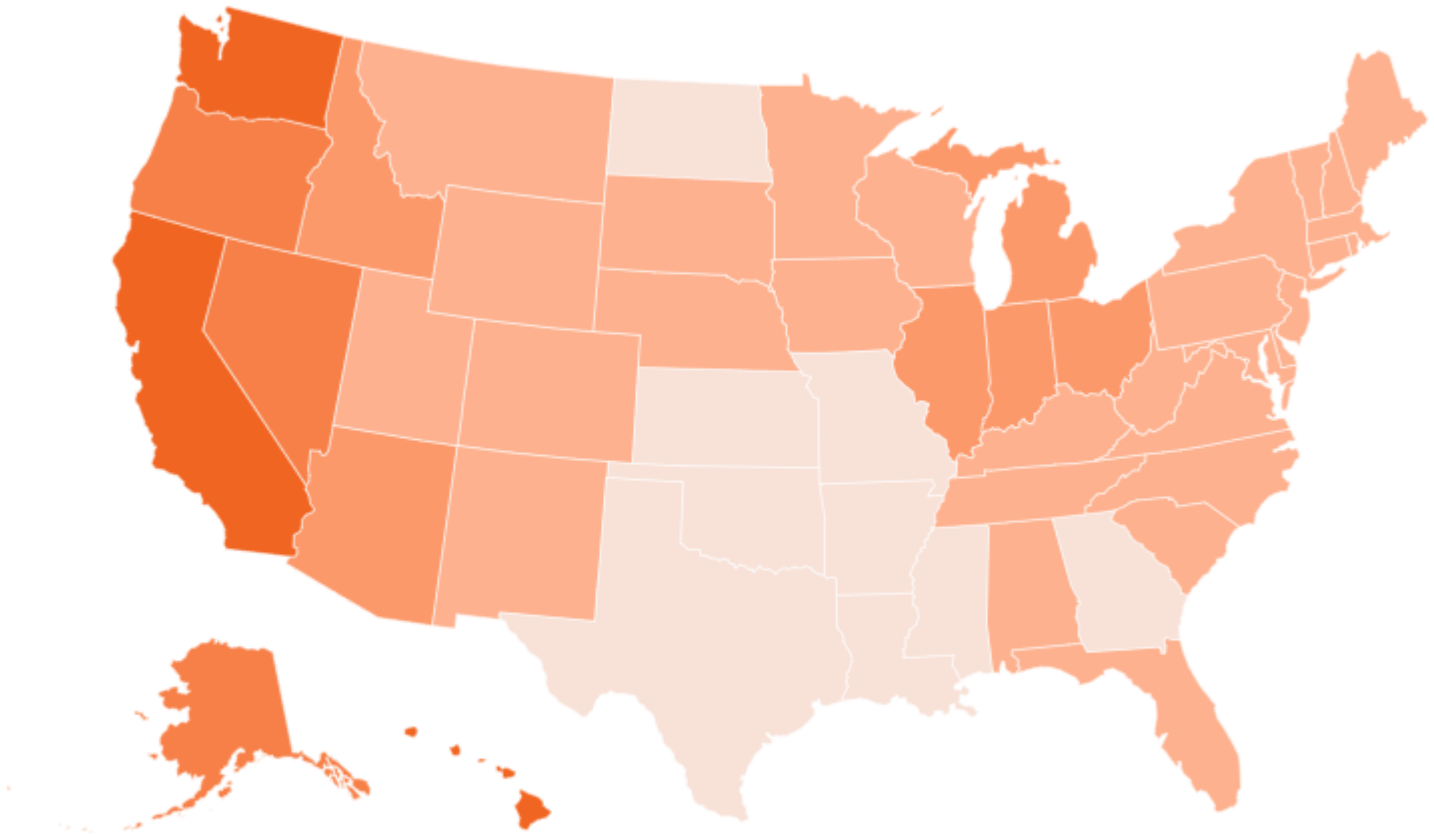
< \$3.86

\$3.86-\$4.38

\$4.38-\$4.90

\$4.90-\$5.41

≥ \$5.41



Source: [AAA](#)

Graphic: Jiachuan Wu / NBC News



Patrick De Haan ✓
@GasBuddyGuy

Subscribe



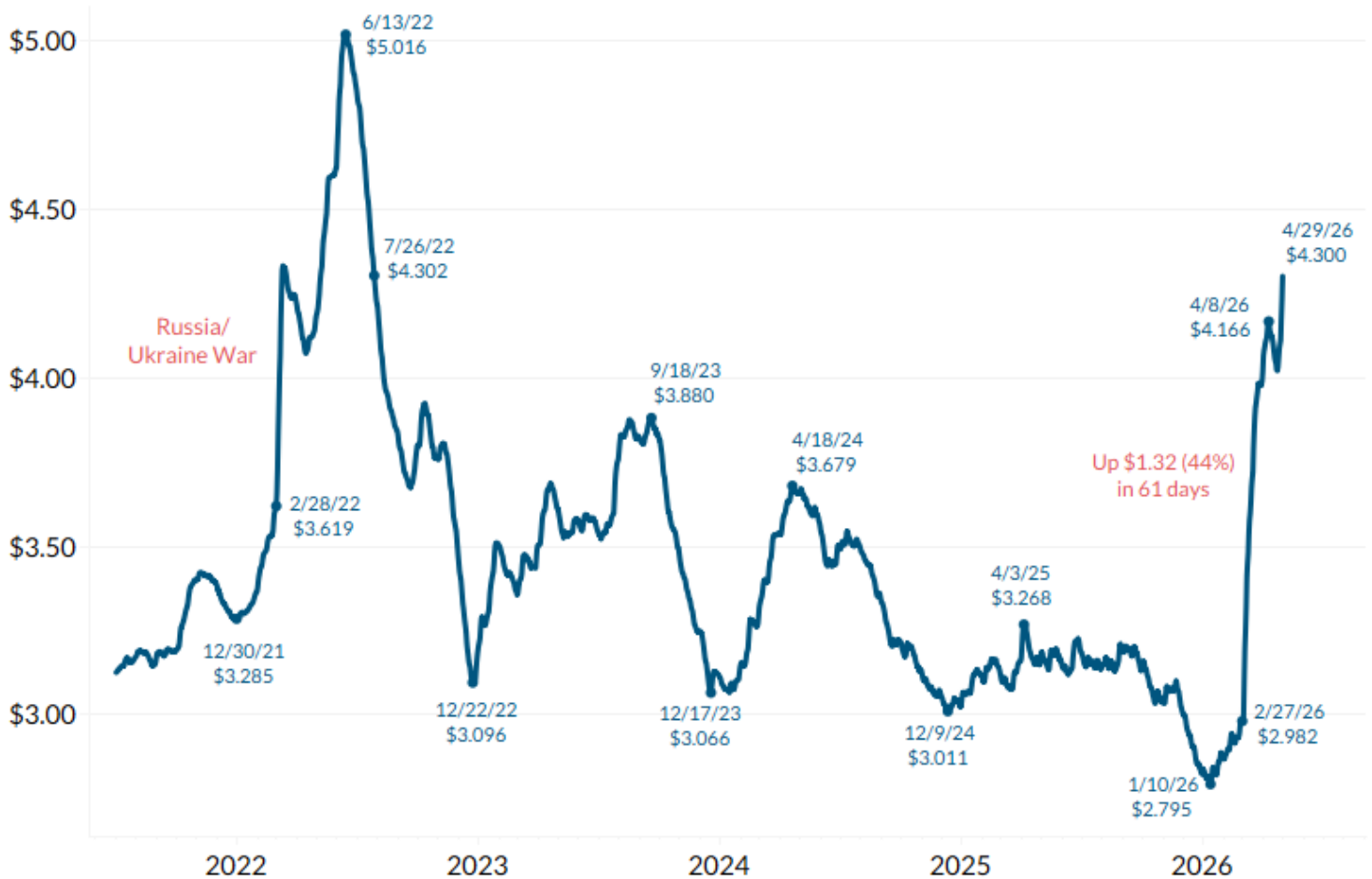
Since March 1, Americans have spent \$21.7 billion more on filling their tanks with gasoline. That includes today's addition to that figure- \$509 million.

7:58 AM · Apr 30, 2026 · 3,004 Views

Jim Bianco: A fill-up (20 gallons) now costs an extra \$26.

Daily National Average Gasoline Prices Regular Unleaded

As Surveyed by the AAA Motor Club



Data Source: Bloomberg, American Automobile Association (AAA)

© 2026 Bianco Research, L.L.C.

Upcoming US Treasury Supply

Issue	Announced	Amount	Auction Date	Settle	Last Auction & Amount
3-Year Note	Wed 5/06		Mon 5/11	Fri 5/15	\$58 billion (4/07/2026)
10-Year Note	Wed 5/06		Tues 5/12	Fri 5/15	\$39 billion (4/08/2026)
30-Year Bond	Wed 5/06		Wed 5/13	Fri 5/15	\$22 billion (4/09/2026)
10-year TIPS	R T Thurs 5/14		Thurs 5/21	Fri 5/29	\$19 billion (3/19/2026)

Treasury Buyback Schedule

Issue	Announced	Amount	Date of Operation	Settle
Nominal Coupons 10Y to 20Y	5/5/2026	\$2 billion	5/6/2026	5/7/2026
Nominal Coupons 1Mo to 2Y	5/6/2026	\$4 billion	5/7/2026	5/8/2026
TIPS 1Y to 10Y	5/12/2026	\$750 million	5/13/2026	5/14/2026

Upcoming Economic Releases & Fed Speak

- 5/01/2026 at 09:45am EST: S&P Global US Manufacturing PMI
- 5/01/2026 at 10:00am EST: ISM Manufacturing / Prices Paid / New Orders / Employment
- 5/01/2026: Wards Total Vehicle Sales
- 5/04/2026 at 10:00am EST: Factory Orders / Ex Trans
- 5/04/2026 at 10:00am EST: Durable Goods Orders / Ex Transportation
- 5/04/2026 at 10:00am EST: Cap Goods Orders Nondef Ex Air / Cap Goods Ship Nondef Ex Air
- 5/04/2026 at 12:50pm EST: **Fed's Williams Delivers Keynote Remarks**
- 5/05/2026 at 08:30am EST: Trade Balance/ Imports Mom / Exports MoM
- 5/05/2026 at 09:45am EST: S&P Global US Services PMI / S&P US Composite PMI
- 5/05/2026 at 10:00am EST: Census Releases February and March New Home Sales
- 5/05/2026 at 10:00am EST: ISM Services Index / ISM Services Prices Paid
- 5/05/2026 at 10:00am EST: New Home Sales / ISM Services New Orders
- 5/05/2026 at 10:00am EST: ISM Services Employment / JOLTS Job Openings
- 5/05/2026 at 10:00am EST: JOLTS Job Openings Rate / JOLTS Quits Rate / JOLTS Quits Rate
- 5/05/2026 at 10:00am EST: JOLTS Layoffs Level / JOLTS Layoffs Rate
- 5/05/2026: Building Permits / Building Permits MoM
- 5/06/2026 at 07:00am EST: MBA Mortgage Applications
- 5/06/2026 at 08:15am EST: ADP Employment Change
- 5/06/2026 at 08:30am EST: **US Treasury Quarterly Refunding Announcement**
- 5/06/2026 at 09:30am EST: **Fed's Musalem Speaks at Mississippi Bankers Association**
- 5/06/2026 at 01:00pm EST: **Fed's Goolsbee Speaks on Panel Event**
- 5/07/2026 at 07:30am EST: Challenger Job Cuts YoY / Challenger Job Cuts Total
- 5/07/2026 at 08:30am EST: Nonfarm Productivity / Unit Labor Costs
- 5/07/2026 at 08:30am EST: Initial Jobless Claims / Initial Claims 4-Wk Moving Avg / Continuing Claims
- 5/07/2026 at 10:00am EST: Census Releases February and March Construction Spending
- 5/07/2026 at 10:00am EST: Construction Spending MoM
- 5/07/2026 at 11:00am EST: NY Fed 1-Yr Inflation Expectations
- 5/07/2026 at 02:05pm EST: **Fed's Hammack Speaks in Fireside Chat**
- 5/07/2026 at 03:00pm EST: Consumer Credit
- 5/07/2026 at 03:30pm EST: **Fed's Williams in Moderated Discussion**

Upcoming Earnings Releases for Friday, May 1, 2026

Noteworthy Before-the-Open Earnings Releases

Company	Symbol	Earnings estimate
Aon	AON	\$6.37 per share
Ares Management	ARES	1.33
Atmus Filtration Technologies	ATMU	0.67
AutoNation	AN	4.51
BrightSpring Health Services	BTSG	0.31
Cboe Global Markets	CBOE	3.34
Chevron	CVX	0.97
Church & Dwight	CHD	0.93
Cinemark	CNK	-0.10
Colgate-Palmolive	CL	0.94
Dominion Energy	D	0.90
Estee Lauder	EL	0.65
Exxon Mobil	XOM	0.97
Federal Realty	FRT	1.82
Gates Industrial	GTES	0.33
HF Sinclair	DINO	-0.03
Hudbay Minerals	HBM	0.33
Imperial Oil	IMO	1.63
Lazard	LAZ	0.51
Lear	LEA	3.50

Linde	LIN	4.27
LyondellBasell	LYB	0.29
Magna	MGA	1.01
Moderna	MRNA	-2.03
Moog	MOG.A	2.36
Newell Brands	NWL	-0.09
nVent Electric	NVT	0.94
OneMain Holdings	OMF	1.86
Perella Weinberg Partners	PWP	0.17
Piper Sandler	PIPR	0.91
Portland General Electric	POR	0.77
Protonics	PRLB	0.40
TC Energy	TRP	0.72
Terex	TEX	0.78
TPG	TPG	0.60
Wabash National	WNC	-1.01
Xenia Hotels	XHR	0.56